

Royal Bahamas Police Force

Creating Safer Communities



JUNE 2021

NATIONWIDE CRIME STATISTICS

TABLE OF CONTENTS

Nationwide Crime Analysis June 2021 vs 2020.....	3
Nationwide Crime Statistics June 2021 vs 2020	5
Murder	6
Sexual Offences	8
Armed Robbery	9
Housebreakings.....	12
Stealing from Vehicle	14
Stolen Vehicle.....	16
New Providence District Reported Crime Statistics.....	18
New Providence District Divisional Breakdown	19
Airport Division Breakdown 2021 vs 2020 (NP).....	20
Cable Beach Division Breakdown 2021 vs 2020 (NP).....	21
Central Division Breakdown 2021 vs 2020 (NP).....	22
Eastern Division Breakdown 2021 vs 2020 (NP).....	23
FoxHill Division Breakdown 2021 vs 2020 (NP).....	24
Northeastern Division Breakdown 2021 vs 2020 (NP).....	25
Northwestern Division Breakdown 2021 vs 2020 (NP).....	26
Paradise Island Division Breakdown 2021 vs 2020 (NP).....	27
South Central Division Breakdown 2021 vs 2020 (NP).....	28
Southeastern Division Breakdown 2021 vs 2020 (NP).....	29
Southern Division Breakdown 2021 vs 2020 (NP).....	30
Southwestern Division Breakdown 2021 vs 2020 (NP).....	31
Western Division Breakdown 2021 vs 2020 (NP).....	32
Grand Bahama & Northern Bahamas District Reported Crime Statistics.....	33
Grand Bahama & Northern Bahamas District Divisional Breakdown	34
Airport Division Breakdown 2021 vs 2020 (GB & Northern Bahamas).....	35
Central Division Breakdown 2021 vs 2020 (GB & Northern Bahamas).....	36
Eight Mile Rock Division Breakdown 2021 vs 2020 (GB & Northern Bahamas).....	37
Northeastern Division Breakdown 2021 vs 2020 (GB & Northern Bahamas).....	38
Southwestern Division Breakdown 2021 vs 2020 (GB & Northern Bahamas).....	39
West-End Division Breakdown 2021 vs 2020 (GB & Northern Bahamas).....	40
Abaco Division Breakdown 2021 vs 2020 (GB & Northern Bahamas).....	41
Bimini Division Breakdown 2021 vs 2020 (GB & Northern Bahamas).....	42

Family Islands District Reported Crime Statistics.....	43
Family Islands District Divisional Breakdown.....	44
Acklins Division Breakdown 2021 vs 2020 (FI).....	45
Andros Division Breakdown 2021 vs 2020 (FI)	46
Berry Island Division Breakdown 2021 vs 2020 (FI).....	47
Cat Island Division Breakdown 2021 vs 2020 (FI).....	48
Eleuthera Division Breakdown 2021 vs 2020 (FI).....	49
Exuma Division Breakdown 2021 vs 2020 (FI).....	50
Inagua Division Breakdown 2021 vs 2020 (FI).....	51
Long Island Division Breakdown 2021 vs 2020 (FI).....	52
Mayaguana Division Breakdown 2021 vs 2020 (FI).....	53
San Salvador Division Breakdown 2021 vs 2020 (FI).....	54
Detection Rates - All Bahamas.....	55
Detection Rates - All Bahamas.....	56
Cybercrime	57
Crime Scene Investigation.....	57
Illegal Firearm Discovery and Seizure Demographics	58
Dangerous Drugs Discovery, Seizures and Arrests	59
Missing Persons.....	60
Emergency Powers Order (Breach).....	61
Other Police Activities.....	62
Complaints Against Police Officers	63
Fire Calls – All Bahamas.....	64
Miscellaneous Incidents.....	65
Domestic Related Cases	67
Gender Based Violence Matters	69
Police-Involved Shootings.....	70
Suicide Related Incidents	71
Drowning Incidents	72
Sudden Death - Natural Causes	73
Financial Crimes.....	74
Immigration Violations.....	76
Human Smuggling	77
Traffic Incidents.....	78
Training.....	79

Persons Arrested	80
Persons Charged	81
Court Case Disposition	83
Productivity Loss	84

Nationwide Crime Analysis

June 2021 vs 2020

Preliminary figures for June indicate that major crimes decreased by 4% with 358 cases, compared to 373 over the same period in 2020. There was a regional decrease in the Family Islands District at a rate of 43%, compared to 2020. The New Providence and Grand Bahama Districts remain unchanged, with 303 and 35 recorded incidents respectively, for the same period in both 2021 and 2020.

Crimes against the person increased by 13%, with 80 incidents, compared to 71 in 2020. There was a 38% increase in New Providence, 25% decrease in Grand Bahama and 100% decrease in the Family Islands. Property crimes decreased by 8%, with 278 incidents, compared to 302 in 2020. There were regional decreases in the New Providence and Family Islands Districts of 9% and 17% respectively. However, there was a 3% increase in the Grand Bahama District.

Homicides increased by 117% with 13 incidents, compared to 6 over the same period in 2020. There were 12 murders in New Providence and 1 in Grand Bahama, with an overall solvency rate of 77%. Homicides were more prevalent in the **Northeastern Division**, accounting for 23% of incidents for the period and 25% of the overall total for 2021. Victims between the ages of 18 and 35 represented 48% of all homicides. Based on preliminary figures, homicides were more likely to occur on a Monday or Thursday than any other day of the week. Fatal gunshot wounds remain the leading cause of death for homicides as firearms were used in the commission of 12 homicides for the period and 52 or 87% of the overall total.

Armed robberies increased by 45% with 45 incidents, compared to 31 over the same period in 2020. Armed robberies were more prevalent in the **Northeastern Division** for June, accounting for 33% of incidents and in the **South Central Division** for the overall total, accounting for 24% of incidents. Based on preliminary figures, armed robberies were more likely to occur on a Thursday than any other day of the week and these incidents peak between the hours of 7pm and 10pm. Most armed robberies occurred at business establishments, at the street level and at residences, respectively. Firearms continue to be the weapon of choice for the commission of armed robberies. For the period, males represented the highest percentage of victims at 62%, compared to female victims at 38%.

Robberies remain unchanged, with 5 incidents reported for both periods. Robberies were more prevalent in the **Central** and **Southwestern Divisions**, which accounted for a collective 33% of the overall total for 2021. Based on preliminary figures, robberies were more likely to occur on a Wednesday than any other day of the week and these incidents peak between the hours of 1pm and 8pm. Males represented the highest percentage of victims at 70%, compared to female victims at 30%.

Stolen vehicles increased by 278% with 34 incidents, compared to 9 over the same period in 2020. **Nissans** and **Hondas** were the most targeted vehicles of choice, representing 48% and 42% respectively of all vehicles stolen. Most vehicles were stolen from the owner's residence. Stolen Vehicles were mostly reported in the **Southwestern Division**, accounting for 25% of the overall total. Forty-seven percent of stolen vehicles were recovered for June.

Stealing from vehicles decreased by 62% with 47 incidents, compared to 124 over the same period in 2020. The most frequent items stolen included tools, cash, and electronics. Nissan Cubes were mostly targeted, with Nissan Notes and Honda Fits trending close behind. Based on preliminary figures, stealing from vehicles were more likely to occur on a Monday than any other day of the week. Stealing from

Vehicle cases were mostly reported in the **Cable Beach** Division for June, accounting for 17% of incidents and the **Southwestern** Division for the overall total, accounting for 16% of recorded matters.

Housebreakings decreased by 4% with 48 incidents, compared to 50 over the same period in 2020. For June, **New Providence District** accounted for 36 or 75% of housebreakings, most of which occurred in the **Eastern Division**, accounting for 23% of cases. **Grand Bahama**, including **Abaco and Bimini**, accounted for 8 or 17% of housebreakings. The **Family Islands District** accounted for the remaining 4 or 8%, most of which occurred in Eleuthera. Based on preliminary figures, housebreakings were more likely to occur on a Tuesday than any other day of the week.

Shopbreakings increased by 19% with 44 incidents, compared to 37 over the same period in 2020. **New Providence District** accounted for 36 or 82% of shopbreakings, most of which occurred in the **Northeastern** and **Southern** Divisions, with 14 incidents collectively. **Grand Bahama**, including **Abaco and Bimini**, accounted for 2 or 4% of shopbreakings, including 1 in **Central** and 1 in **West End**. The **Family Islands District** accounted for the remaining 6 or 14%, most of which occurred in **Andros**. Based on preliminary figures, shopbreakings were more likely to occur on a Friday than any other day of the week.

For the period in review, a total of 23 **firearms** and 486 rounds of ammunition were discovered and seized throughout the Commonwealth of The Bahamas. As a result, 26 persons were charged with possession of illegal firearms. Additionally, **ShotSpotter** detected 38 gunshot incidents, consisting of 28 multiple shots, 8 single shot incidents and 2 probable shots, totaling 170 rounds discharged.

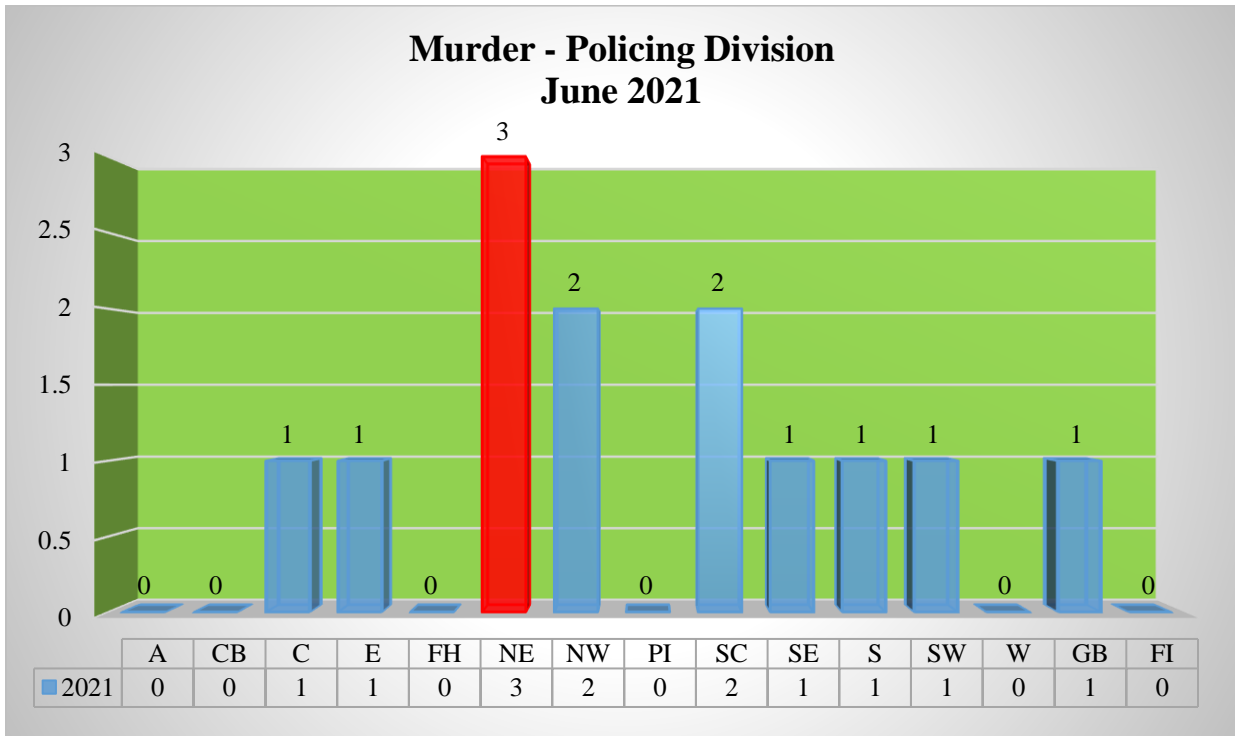
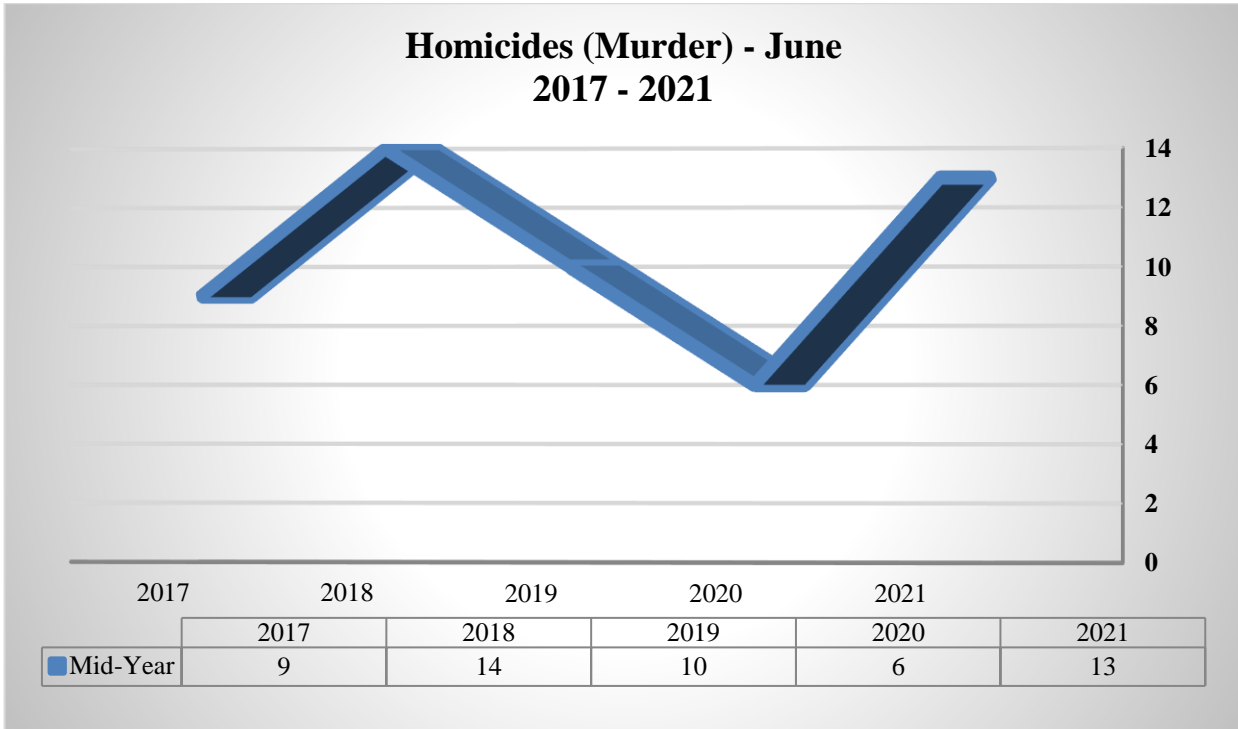
There were 347 breaches to the Emergency Powers Order, including 85 curfew violations and 262 other breaches. The Force also responded to 5 Covid 19 calls for assistance. Furthermore, the Royal Bahamas Police Force officers conducted 1,476 field check patrols, 71 road checks and executed 62 warrants of arrest throughout the Commonwealth of The Bahamas. As a result of these efforts, 1270 persons were arrested for various major and minor offences. Of this number, 33% or 417 suspects were charged before the Court. There were 264 convictions in the Magistrates Court, 2 acquittals, 73 matters were discharged, and 36 were withdrawn by the virtual complainant.

Nationwide Crime Statistics
All Bahamas
June
2021 vs 2020

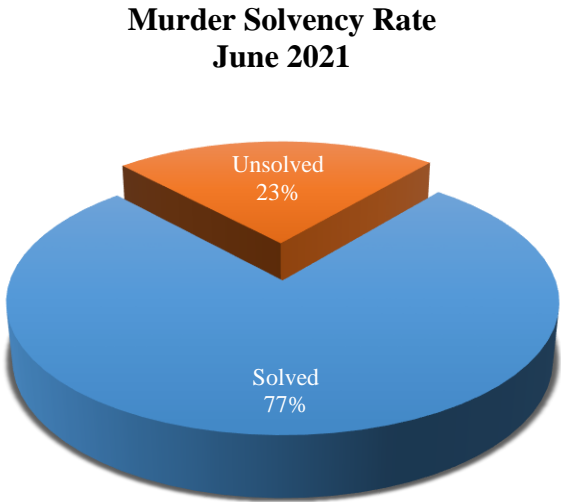
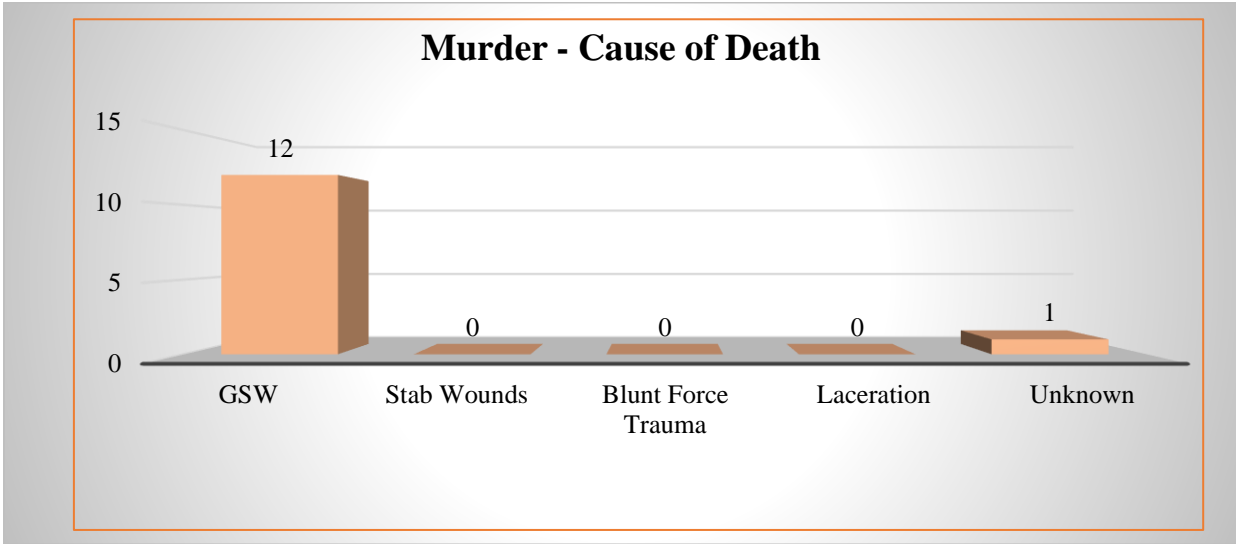
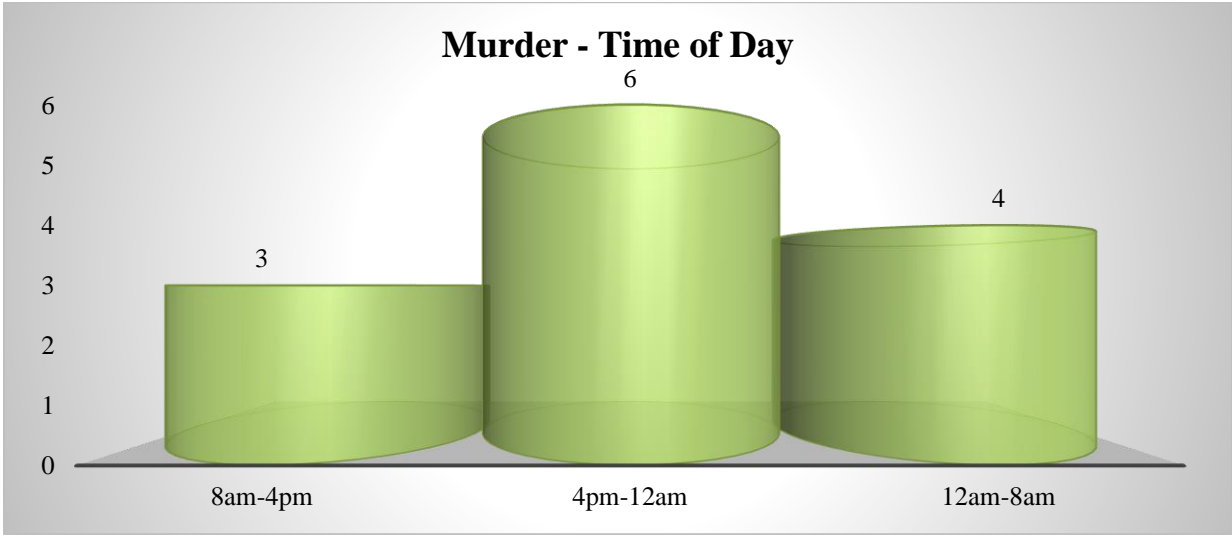
Crimes Against the Person	2021	2020	% CHANGE
Murder	13	6	117
Attempted Murder	1	3	-67
Manslaughter	1	0	100
Rape	7	7	0
Attempted Rape	0	0	0
Unlawful Sexual Intercourse	7	17	-59
Armed Robbery	45	31	45
Robbery	5	5	0
Attempted Robbery	1	2	-50
Sub-Total	80	71	13
Crimes Against the Property	2021	2020	% CHANGE
Burglary	5	11	-55
Housebreaking	48	50	-4
Shopbreaking	44	37	19
Stealing	100	71	41
Stealing from Vehicle	47	124	-62
Stolen Vehicle	34	9	278
Sub-Total	278	302	-8
Total	358	373	-4

Murder

In 2021, murders for June increased by 117% with 13 cases compared to 6 over the same period in 2020.



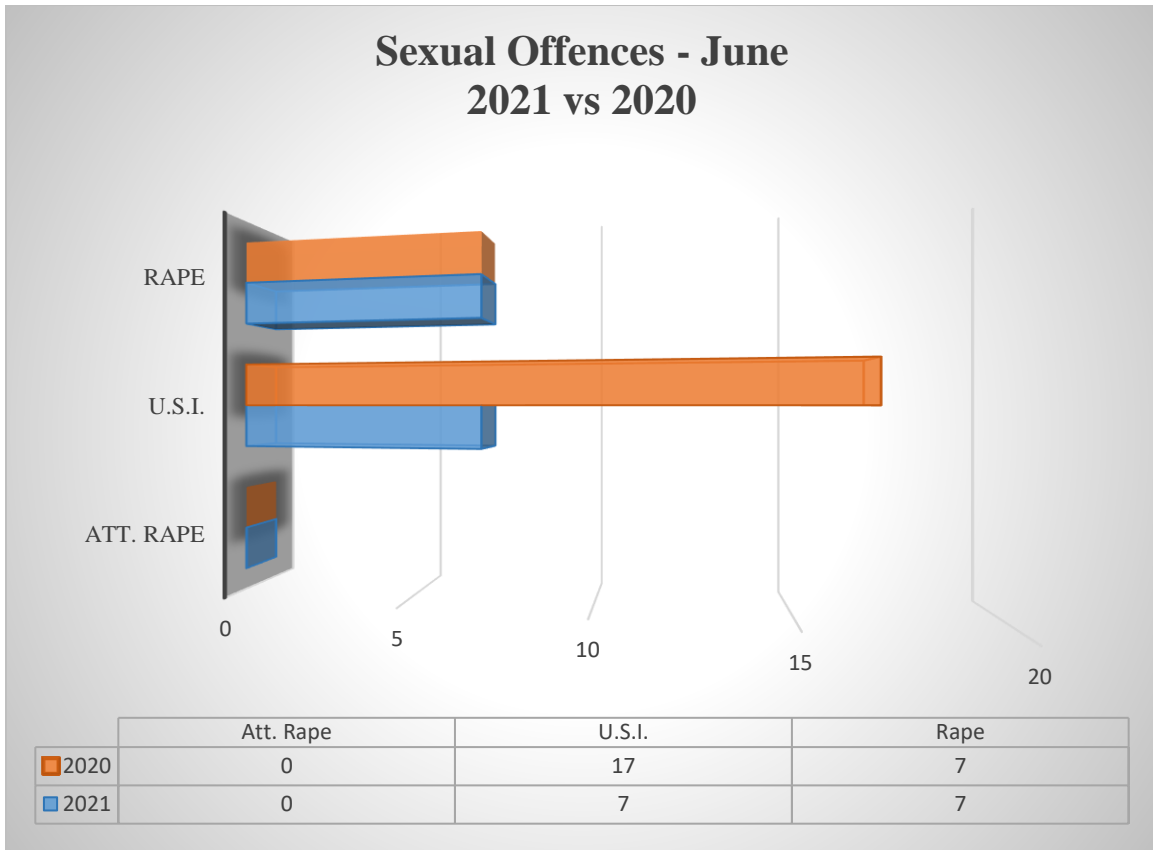
N.B. These are preliminary figures and are subject to change. Research and Policy Branch, RBPF.



N.B. These are preliminary figures and are subject to change. Research and Policy Branch, RBPF.

Sexual Offences

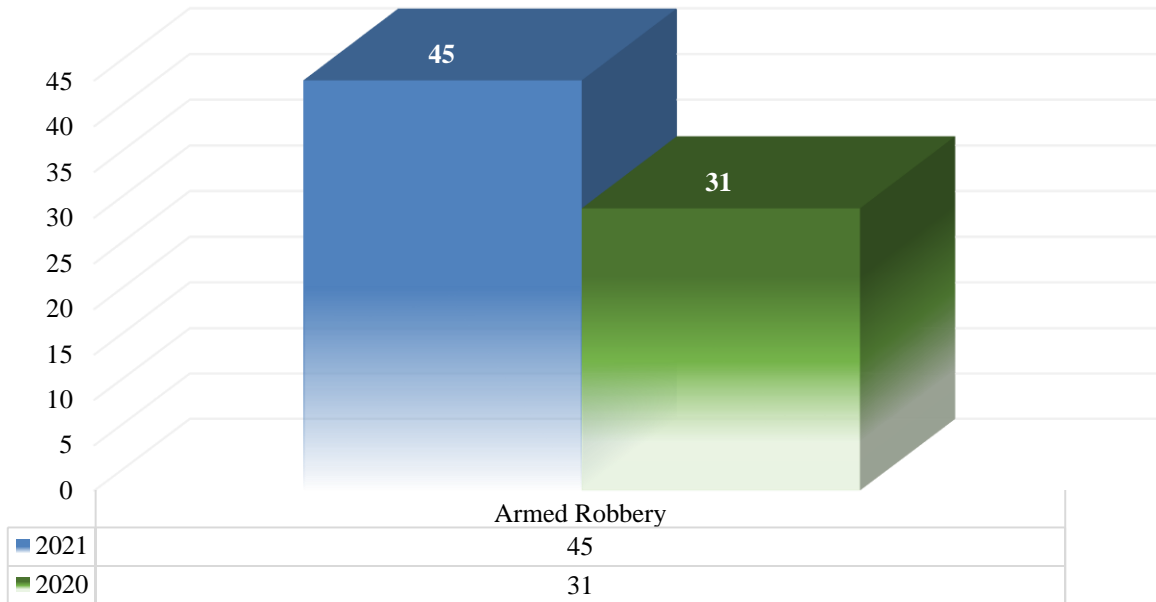
For the month of June 2021, reports of sexual offences decreased by 42% with 14 incidents, compared to 24 over the same period in 2020. These offences include rape, unlawful sexual intercourse and attempted rape. (N.B. Unlawful sexual intercourse includes incest).



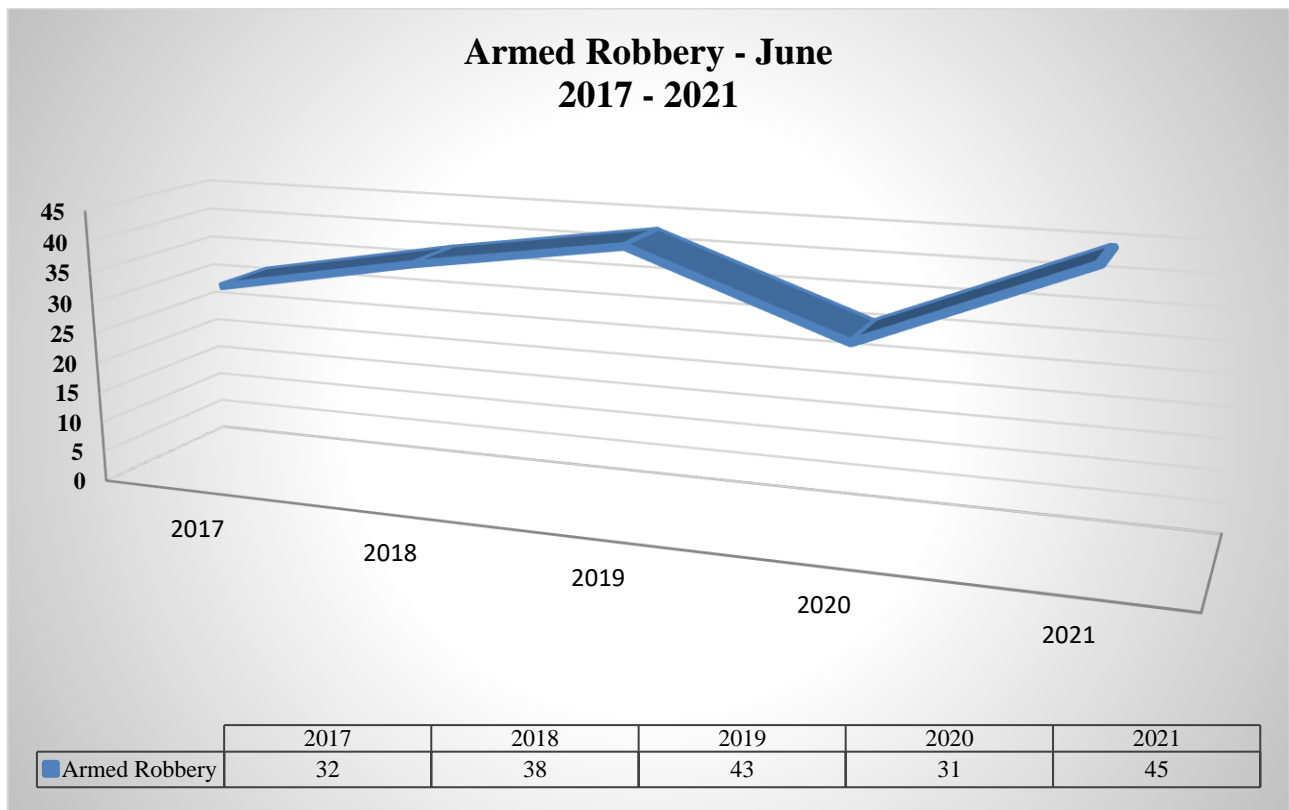
Armed Robbery

For the period in review, armed robberies increased by 45% with 45 incidents, compared to 31 in 2020.

Armed Robbery - June June 2021 vs 2020

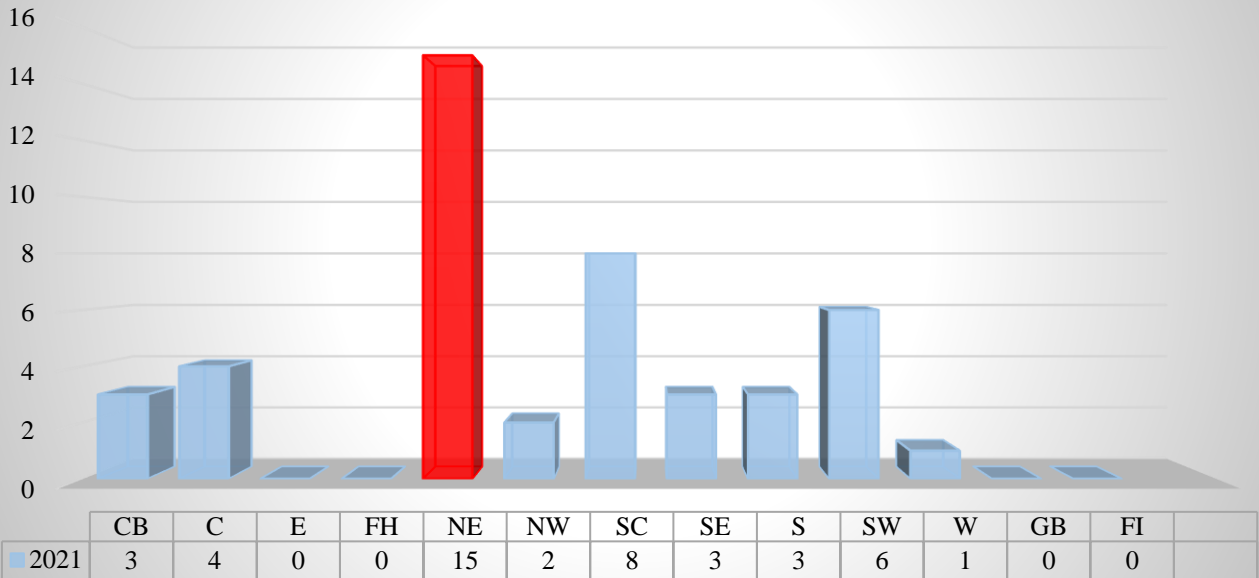


Armed Robbery - June 2017 - 2021

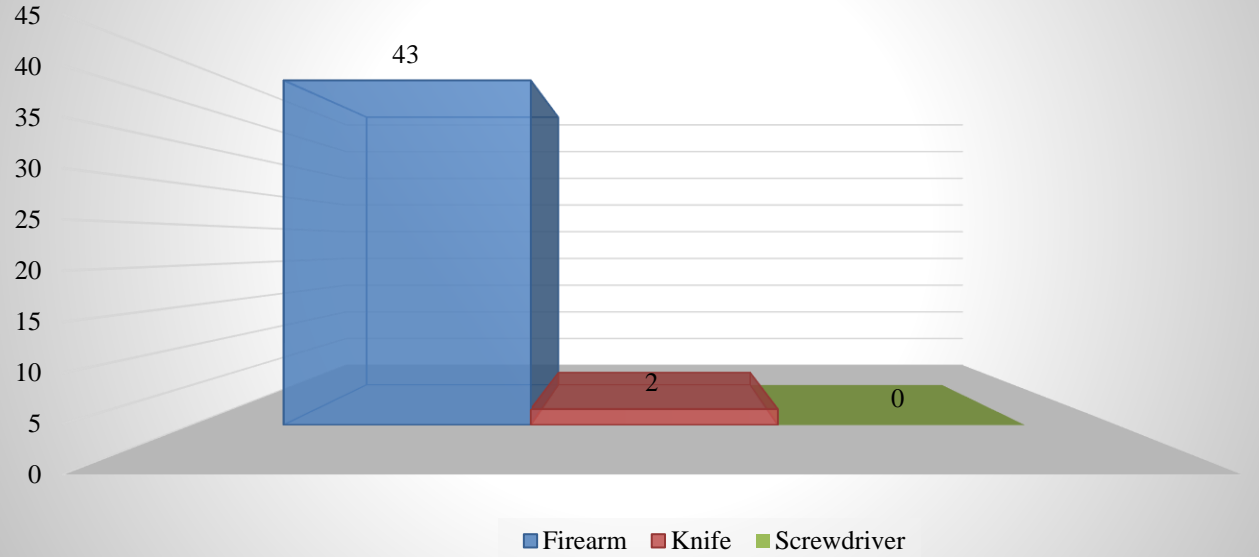


N.B. These are preliminary figures and are subject to change. Research and Policy Branch, RBPF.

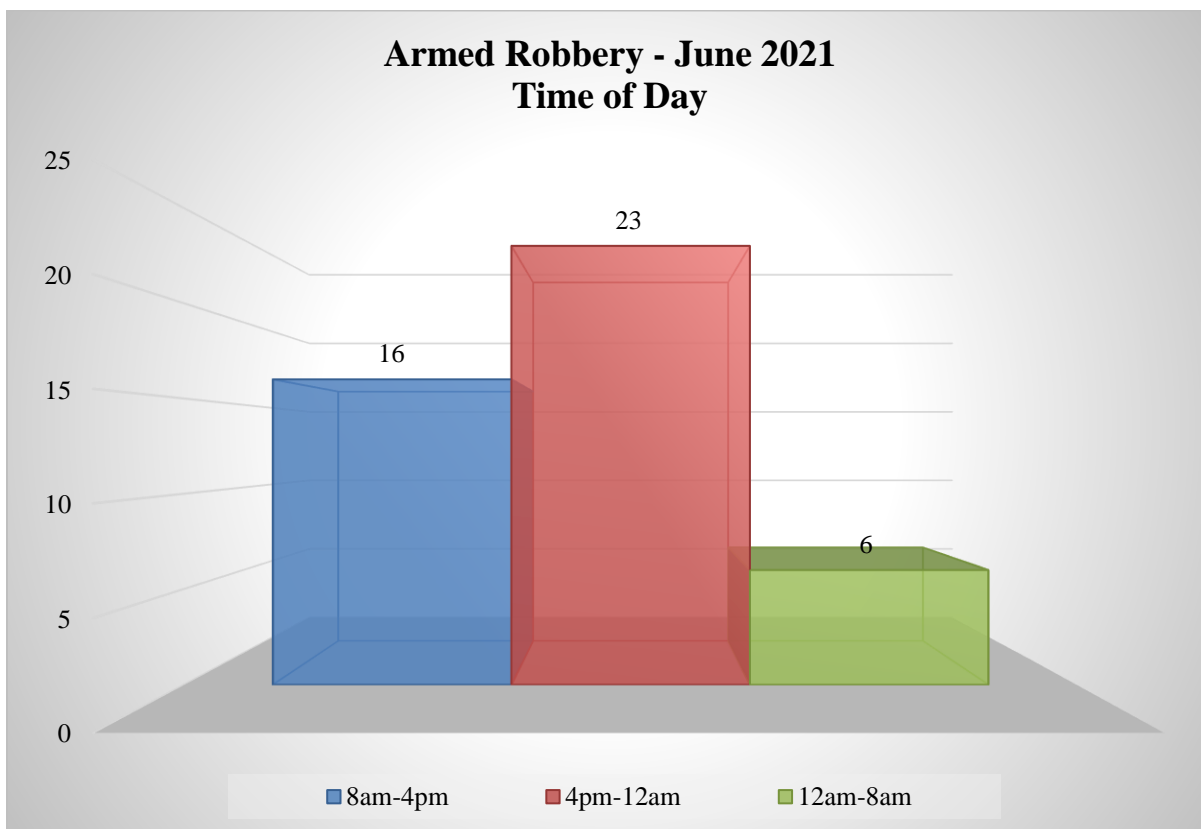
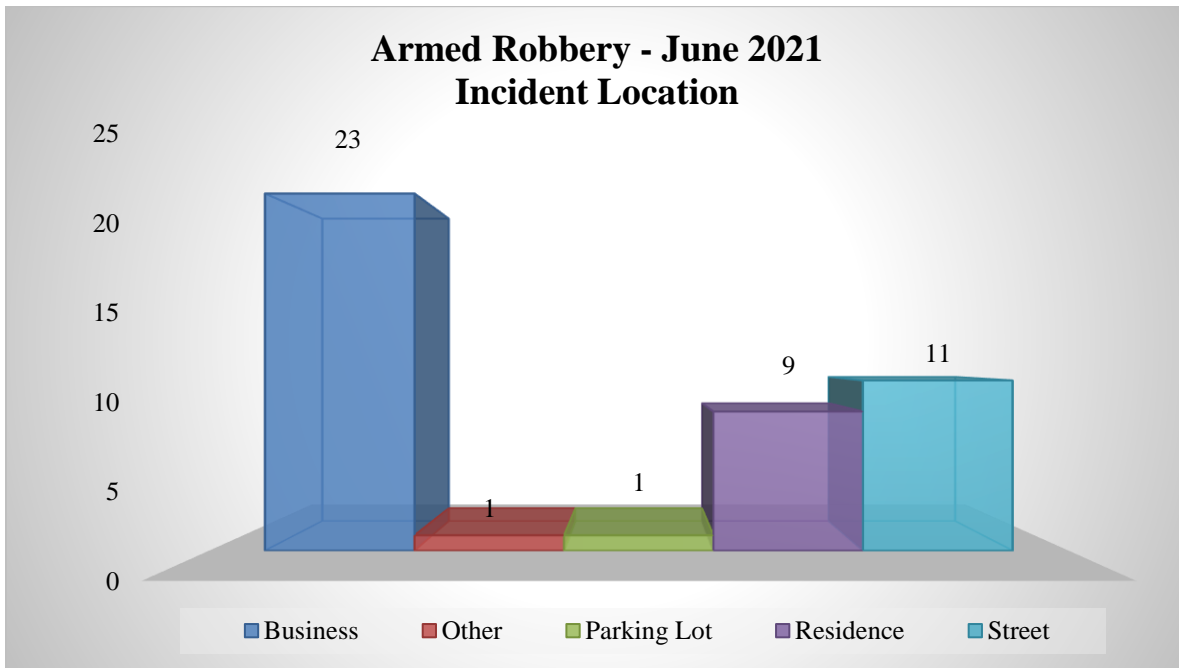
Armed Robbery - Police Division June 2021



Armed Robbery - Weapon Used June 2021

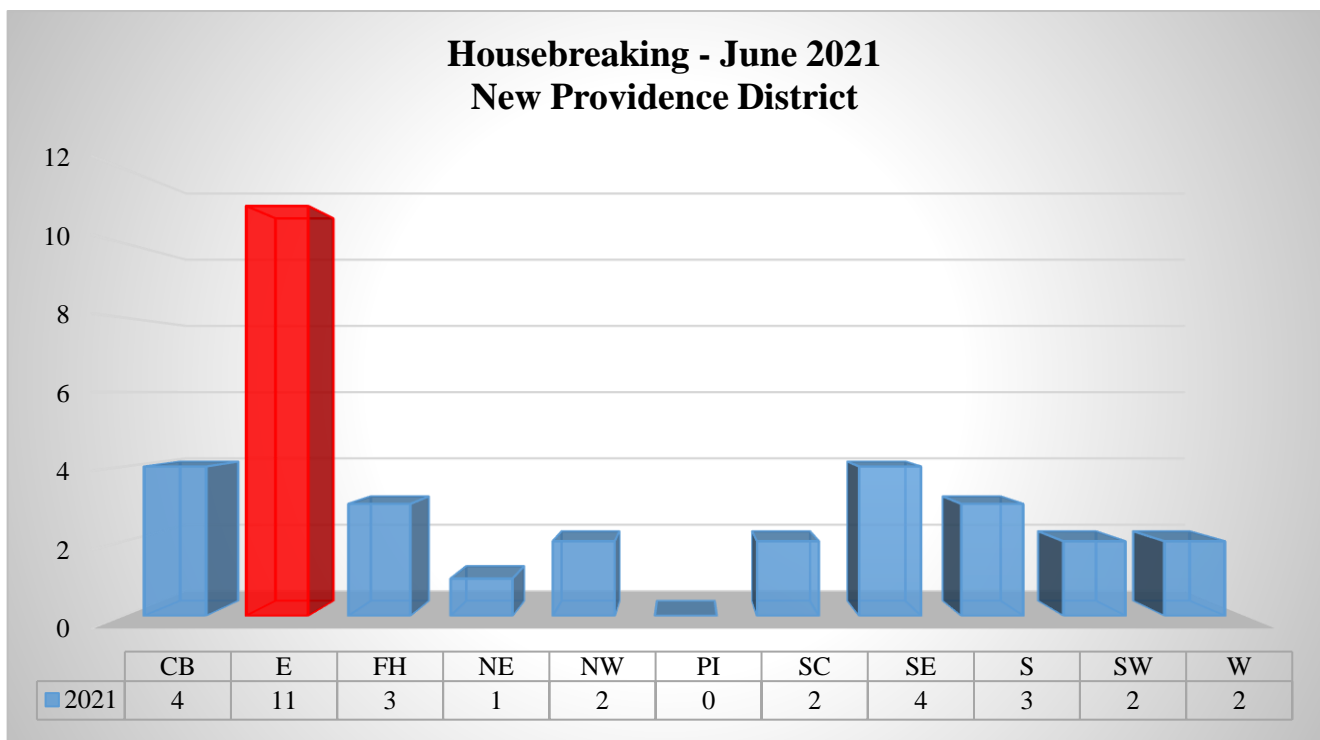
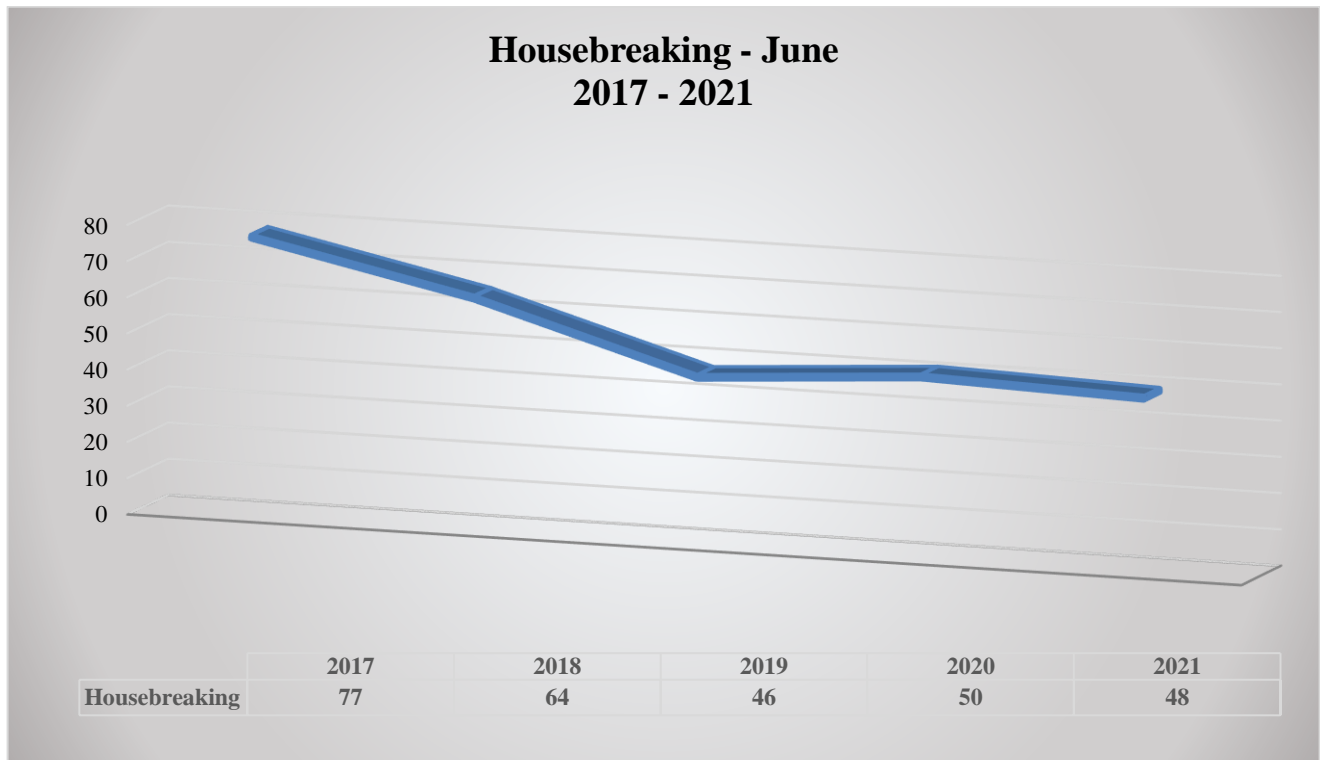


N.B. These are preliminary figures and are subject to change. Research and Policy Branch, RBPF.



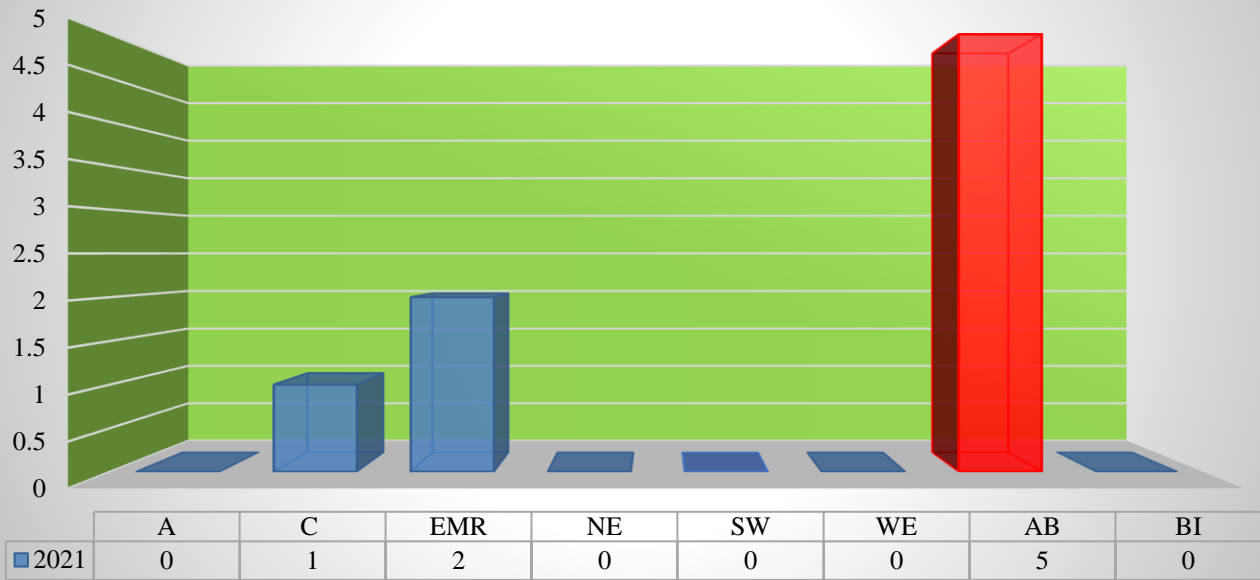
Housebreakings

For June 2021, housebreakings decreased by 4% with 48 incidents, compared to 50 over the same period in 2020. Based on preliminary figures, housebreakings were more likely to occur on a Tuesday than any other day of the week.

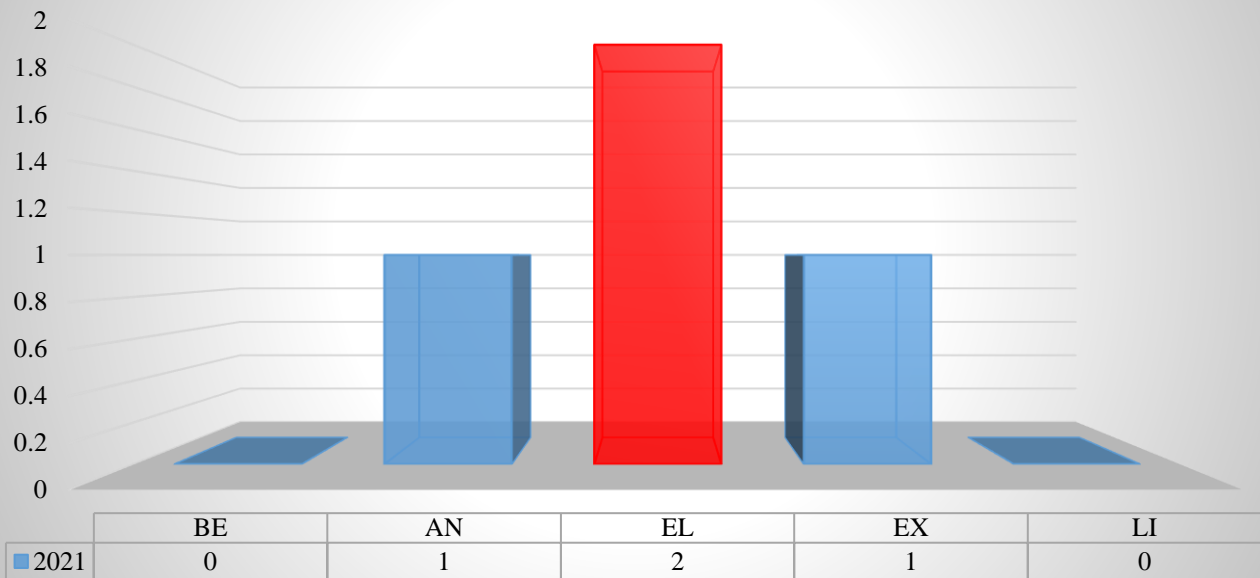


N.B. These are preliminary figures and are subject to change. Research and Policy Branch, RBPF.

Housebreaking - June 2021 Grand Bahama District

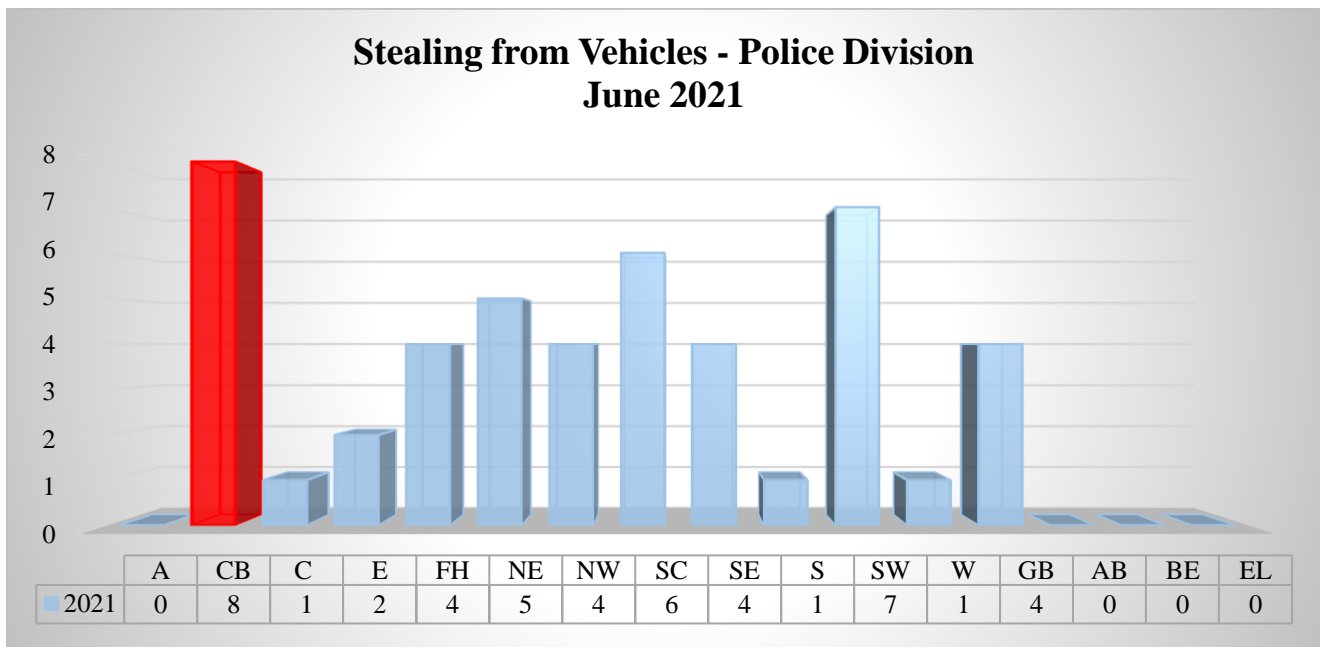
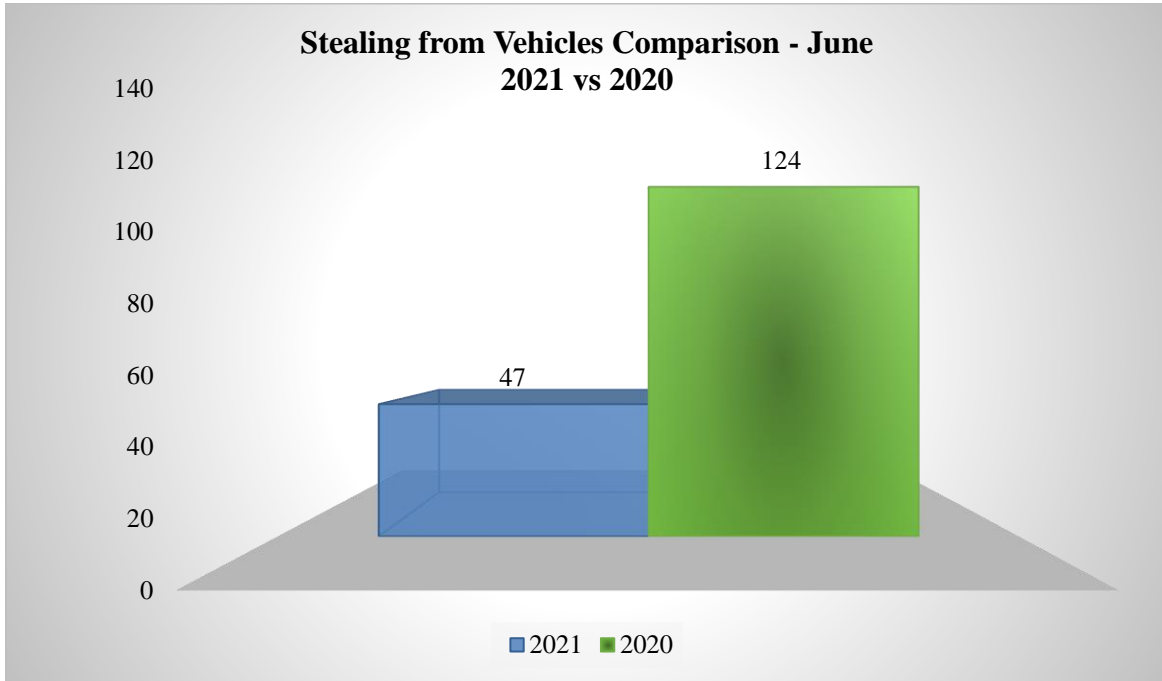


Housebreaking - June 2021 Family Islands District

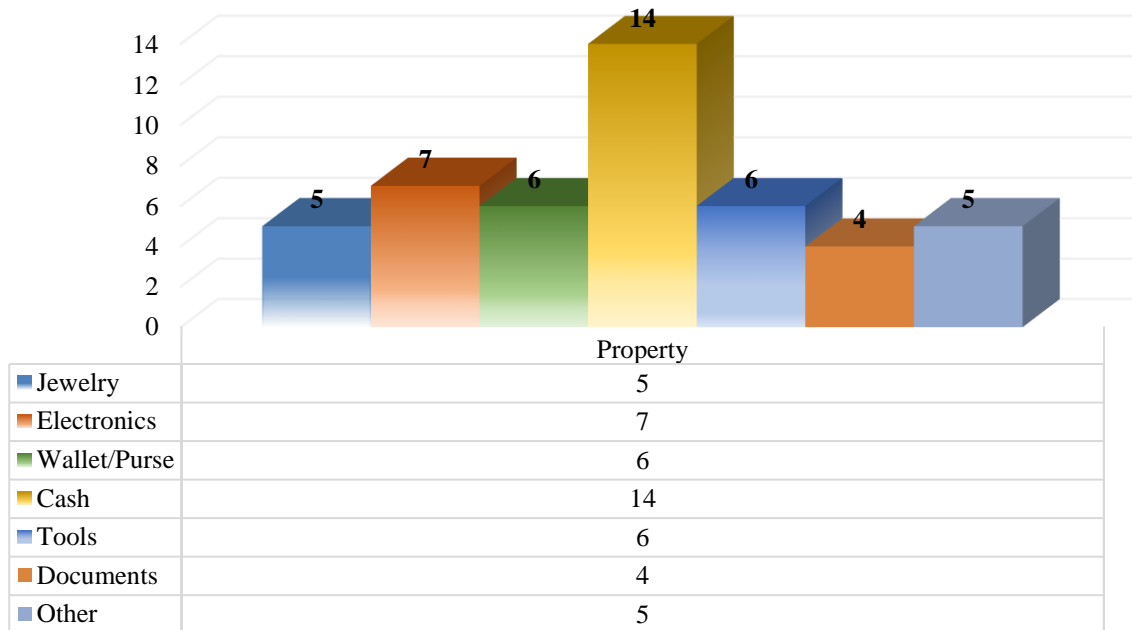


Stealing from Vehicle

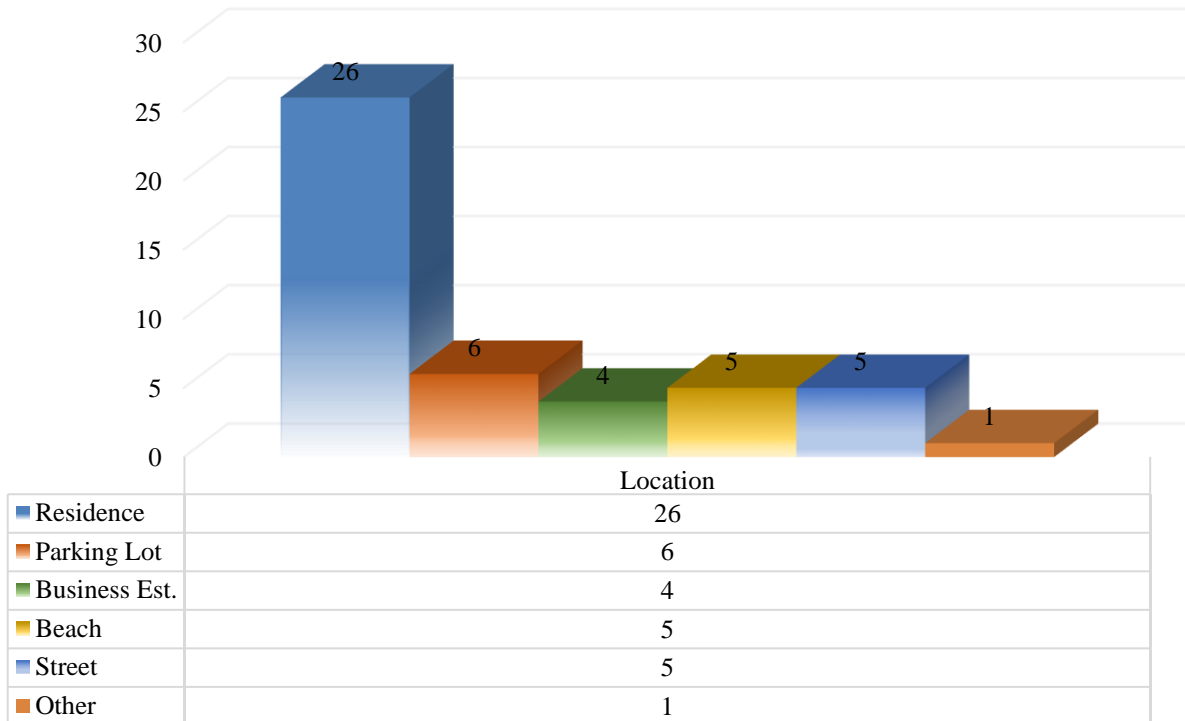
For the month of June 2021, stealing from a vehicle decreased by 62% with 47 incidents, compared to 124 over the same period in 2020. Items of choice stolen from vehicles mostly consisted of cash, electronics and tools. Residences were the most targeted areas for this crime representing 55% of stealing incidents. Stealing from vehicles mostly occurred with the Cable Beach Division.



Stealing from Vehicle - Items Stolen June 2021

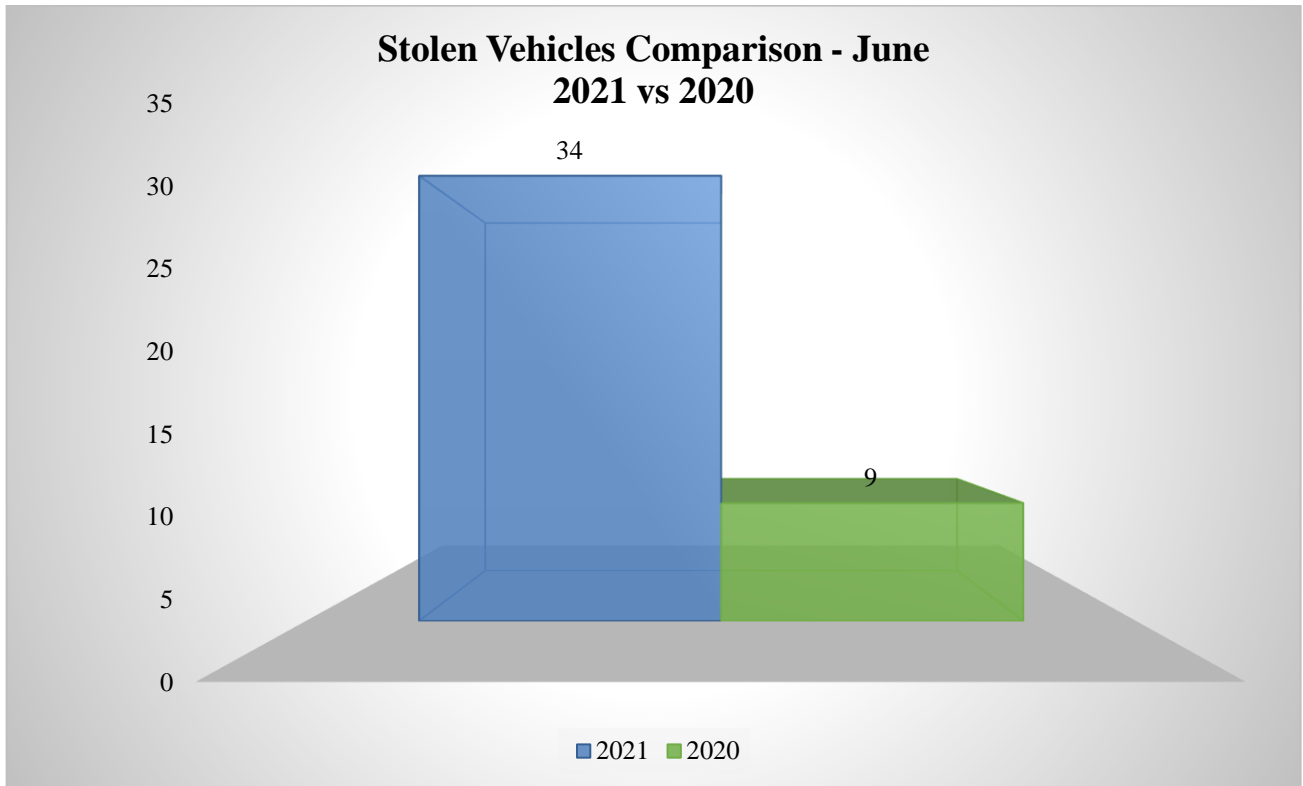


Stealing from Vehicle - Location Type June 2021




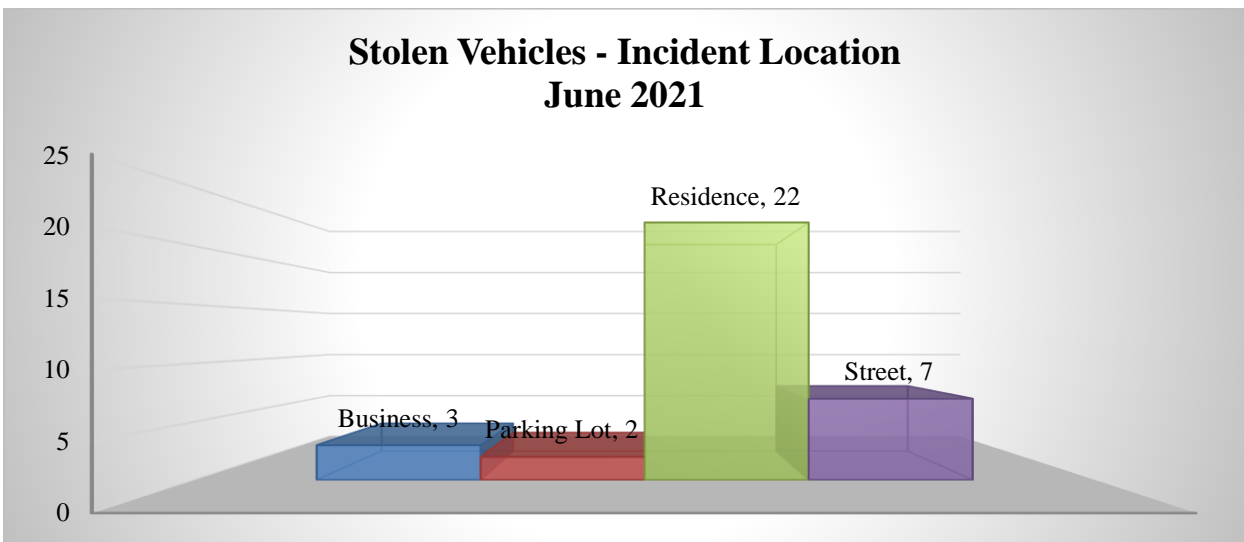
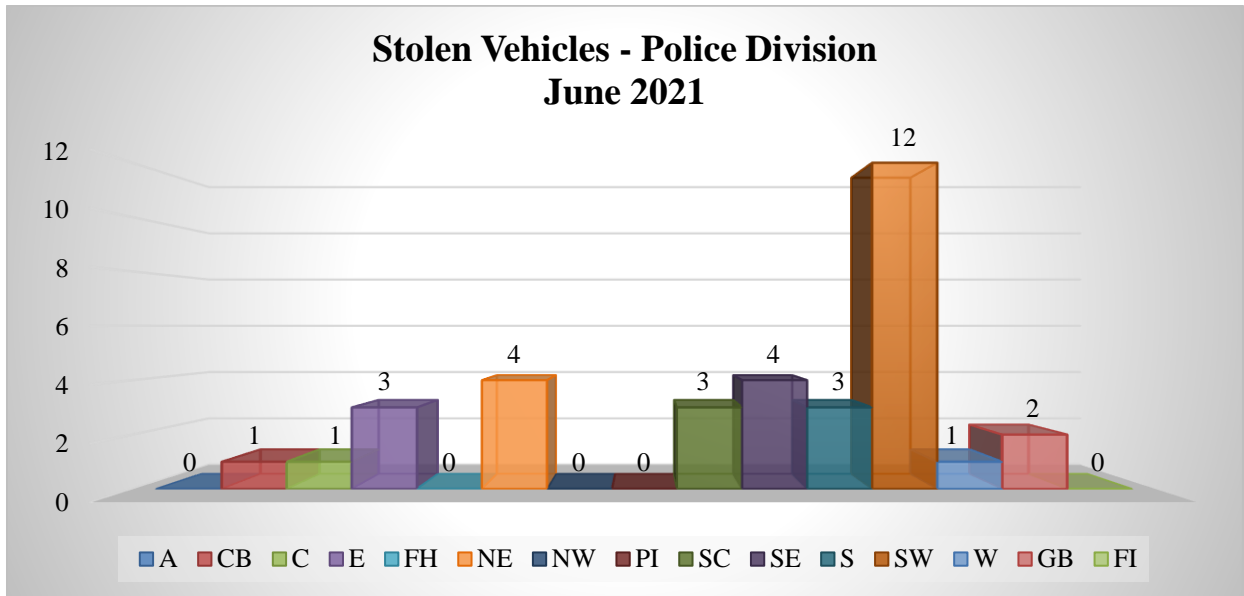
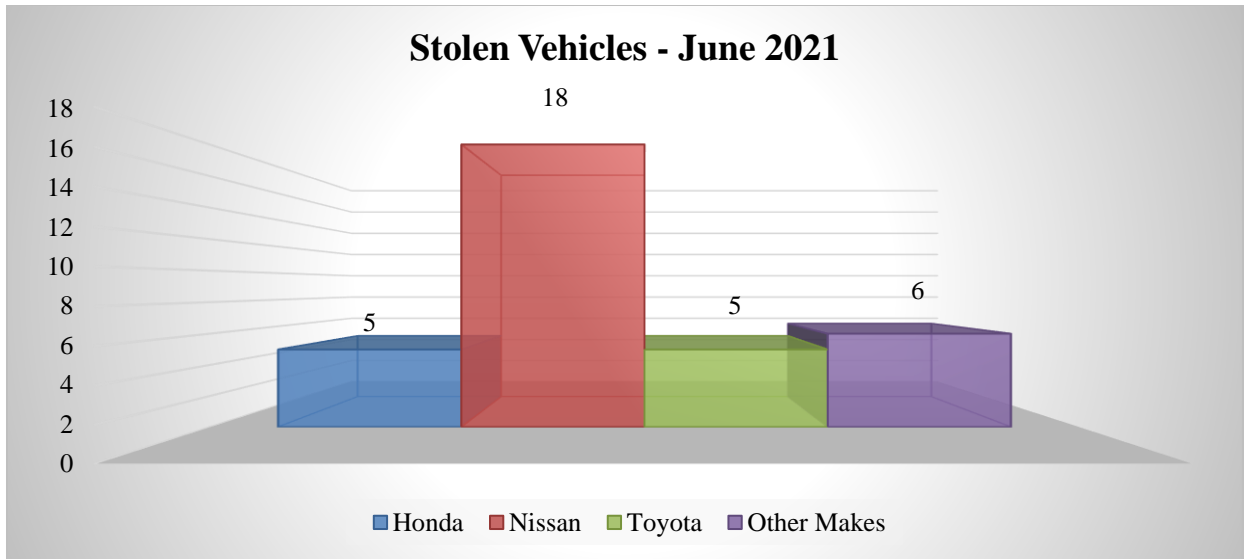
Stolen Vehicle

In June 2021, stolen vehicles increased by 278% with 34 incidents, compared to 9 over the same period in 2020. 16 or 47% of vehicles stolen for the month were recovered.



Stolen Vehicles Recovered June 2021





N.B. These are preliminary figures and are subject to change. Research and Policy Branch, RBPF.

**National Reported Crimes
New Providence District
June
2021 vs 2020**

Crimes Against the Person	2021	2020	% CHANGE
Murder	12	5	140
Attempted Murder	1	2	-50
Manslaughter	0	0	0
Rape	6	6	0
Attempted Rape	0	0	0
Unlawful Sexual Intercourse	7	7	0
Armed Robbery	45	30	50
Robbery	5	5	0
Attempted Robbery	1	1	0
Sub-Total	77	56	38
Crimes Against the Property	2021	2020	Total
Burglary	5	11	-55
Housebreaking	36	33	9
Shopbreaking	36	30	20
Stealing	74	55	35
Stealing from Vehicle	43	110	-61
Stolen Vehicle	32	8	300
Sub-Total	226	247	-9
Total	303	303	0

**National Reported Crimes
New Providence District Breakdown
June 2021**

Crimes Against the Person	A	CB	C	E	FH	NE	NW	PI	SC	SE	S	SW	W	Total
Murder	0	0	1	1	0	3	2	0	2	1	1	1	0	12
Attempted Murder	0	0	0	0	0	0	0	0	0	1	0	0	0	1
Manslaughter	0	0	0	0	0	0	0	0	0	0	0	0	0	0
Rape	0	0	1	0	0	0	0	1	1	0	0	2	1	6
Attempted Rape	0	0	0	0	0	0	0	0	0	0	0	0	0	0
Unlawful Sex	0	0	0	0	1	1	0	0	0	2	1	2	0	7
Armed Robbery	0	3	4	0	0	15	2	0	8	3	3	6	1	45
Robbery	0	0	1	1	0	0	0	0	2	1	0	0	0	5
Attempted Robbery	0	0	0	0	0	0	0	0	0	0	1	0	0	1
Sub Total	0	3	7	2	1	19	4	1	13	8	6	11	2	77
Crimes Against the Property	A	CB	C	E	FH	NE	NW	PI	SC	SE	S	SW	W	Total
Burglary	0	0	0	0	0	1	0	1	0	0	2	1	0	5
Housebreaking	0	4	2	11	3	1	2	0	2	4	3	2	2	36
Shopbreaking	0	0	3	2	2	7	0	0	6	4	7	5	0	36
Stealing	0	4	7	4	1	3	4	9	4	12	7	17	2	74
Stealing from Vehicle	0	8	1	2	4	5	4	0	6	4	1	7	1	43
Stolen Vehicle	0	1	1	3	0	4	0	0	3	4	3	12	1	32
Sub Total	0	17	14	22	10	21	10	10	21	28	23	44	6	226
TOTAL	0	20	21	24	11	40	14	11	34	36	29	55	8	303

**National Reported Crimes
New Providence District
Airport Division
June
2021 vs 2020**

Crimes Against the Person	2021	2020	% CHANGE
Murder	0	0	0
Attempted Murder	0	0	0
Manslaughter	0	0	0
Rape	0	0	0
Attempted Rape	0	0	0
Unlawful Sexual Intercourse	0	0	0
Armed Robbery	0	0	0
Robbery	0	0	0
Attempted Robbery	0	0	0
Sub-Total	0	0	0
Crimes Against the Property	2021	2020	Total
Burglary	0	0	0
Housebreaking	0	0	0
Shopbreaking	0	0	0
Stealing	0	1	-100
Stealing from Vehicle	0	0	0
Stolen Vehicle	0	0	0
Sub-Total	0	1	-100
Total	0	1	-100

**National Reported Crimes
New Providence District
Cable Beach Division
June
2021 vs 2020**

Crimes Against the Person	2021	2020	% CHANGE
Murder	0	0	0
Attempted Murder	0	0	0
Manslaughter	0	0	0
Rape	0	0	0
Attempted Rape	0	0	0
Unlawful Sexual Intercourse	0	0	0
Armed Robbery	3	0	100
Robbery	0	0	0
Attempted Robbery	0	0	0
Sub-Total	3	0	100
Crimes Against the Property	2021	2020	Total
Burglary	0	0	0
Housebreaking	4	3	33
Shopbreaking	0	0	0
Stealing	4	4	0
Stealing from Vehicle	8	5	60
Stolen Vehicle	1	1	0
Sub-Total	17	13	31
Total	20	13	54

**National Reported Crimes
New Providence District
Central Division
June
2021 vs 2020**

Crimes Against the Person	2021	2020	% CHANGE
Murder	1	0	100
Attempted Murder	0	0	0
Manslaughter	0	0	0
Rape	1	1	0
Attempted Rape	0	0	0
Unlawful Sexual Intercourse	0	2	-100
Armed Robbery	4	2	100
Robbery	1	0	100
Attempted Robbery	0	0	0
Sub-Total	7	5	40
Crimes Against the Property	2021	2020	Total
Burglary	0	0	0
Housebreaking	2	1	100
Shopbreaking	3	2	50
Stealing	7	5	40
Stealing from Vehicle	1	4	-75
Stolen Vehicle	1	1	0
Sub-Total	14	13	8
Total	21	18	17

**National Reported Crimes
New Providence District
Eastern Division
June
2021 vs 2020**

Crimes Against the Person	2021	2020	% CHANGE
Murder	1	0	100
Attempted Murder	0	0	0
Manslaughter	0	0	0
Rape	0	0	0
Attempted Rape	0	0	0
Unlawful Sexual Intercourse	0	0	0
Armed Robbery	0	5	-100
Robbery	1	0	100
Attempted Robbery	0	0	0
Sub-Total	2	5	-60
Crimes Against the Property	2021	2020	Total
Burglary	0	2	-100
Housebreaking	11	5	120
Shopbreaking	2	0	100
Stealing	4	6	-33
Stealing from Vehicle	2	8	-75
Stolen Vehicle	3	0	-100
Sub-Total	22	21	5
Total	24	26	-8

**National Reported Crimes
New Providence District
Fox Hill Division
June
2021 vs 2020**

Crimes Against the Person	2021	2020	% CHANGE
Murder	0	0	0
Attempted Murder	0	1	-100
Manslaughter	0	0	0
Rape	0	0	0
Attempted Rape	0	0	0
Unlawful Sexual Intercourse	1	0	100
Armed Robbery	0	0	0
Robbery	0	0	0
Attempted Robbery	0	0	0
Sub-Total	1	1	0
Crimes Against the Property	2021	2020	Total
Burglary	0	1	-100
Housebreaking	3	5	-40
Shopbreaking	2	1	100
Stealing	1	2	-50
Stealing from Vehicle	4	5	-20
Stolen Vehicle	0	0	0
Sub-Total	10	14	-29
Total	11	15	-27

**National Reported Crimes
New Providence District
Northeastern Division
June
2021 vs 2020**

Crimes Against the Person	2021	2020	% CHANGE
Murder	3	0	100
Attempted Murder	0	0	0
Manslaughter	0	0	0
Rape	0	0	0
Attempted Rape	0	0	0
Unlawful Sexual Intercourse	1	2	-50
Armed Robbery	15	7	114
Robbery	0	1	-100
Attempted Robbery	0	0	0
Sub-Total	19	10	90
Crimes Against the Property	2021	2020	Total
Burglary	1	0	100
Housebreaking	1	1	0
Shopbreaking	7	2	250
Stealing	3	7	-57
Stealing from Vehicle	5	14	-64
Stolen Vehicle	4	2	100
Sub-Total	21	26	-19
Total	40	36	11

**National Reported Crimes
New Providence District
Northwestern Division
June
2021 vs 2020**

Crimes Against the Person	2021	2020	% CHANGE
Murder	2	1	100
Attempted Murder	0	0	0
Manslaughter	0	0	0
Rape	0	0	0
Attempted Rape	0	0	0
Unlawful Sexual Intercourse	0	0	0
Armed Robbery	2	1	100
Robbery	0	0	0
Attempted Robbery	0	0	0
Sub-Total	4	2	100
Crimes Against the Property	2021	2020	Total
Burglary	0	1	-100
Housebreaking	2	0	100
Shopbreaking	0	4	-100
Stealing	4	3	33
Stealing from Vehicle	4	6	-33
Stolen Vehicle	0	0	0
Sub-Total	10	14	-29
Total	14	16	-13

**National Reported Crimes
New Providence District
Paradise Island Division
June
2021 vs 2020**

Crimes Against the Person	2021	2020	% CHANGE
Murder	0	0	0
Attempted Murder	0	0	0
Manslaughter	0	0	0
Rape	1	0	100
Attempted Rape	0	0	0
Unlawful Sexual Intercourse	0	0	0
Armed Robbery	0	0	0
Robbery	0	0	0
Attempted Robbery	0	0	0
Sub-Total	1	0	100
Crimes Against the Property	2021	2020	Total
Burglary	1	0	100
Housebreaking	0	0	0
Shopbreaking	0	0	0
Stealing	9	0	100
Stealing from Vehicle	0	0	0
Stolen Vehicle	0	0	0
Sub-Total	10	0	100
Total	11	0	100

**National Reported Crimes
New Providence District
South Central Division
June
2021 vs 2020**

Crimes Against the Person	2021	2020	% CHANGE
Murder	2	1	100
Attempted Murder	0	1	-100
Manslaughter	0	0	0
Rape	1	0	100
Attempted Rape	0	0	0
Unlawful Sexual Intercourse	0	1	-100
Armed Robbery	8	3	167
Robbery	2	2	0
Attempted Robbery	0	0	0
Sub-Total	13	8	63
Crimes Against the Property	2021	2020	Total
Burglary	0	0	0
Housebreaking	2	3	-33
Shopbreaking	6	6	0
Stealing	4	4	0
Stealing from Vehicle	6	8	-25
Stolen Vehicle	3	0	100
Sub-Total	21	21	0
Total	34	29	17

**National Reported Crimes
New Providence District
Southeastern Division
June
2021 vs 2020**

Crimes Against the Person	2021	2020	% CHANGE
Murder	1	1	0
Attempted Murder	1	0	100
Manslaughter	0	0	0
Rape	0	2	-100
Attempted Rape	0	0	0
Unlawful Sexual Intercourse	2	1	100
Armed Robbery	3	6	-50
Robbery	1	0	100
Attempted Robbery	0	0	0
Sub-Total	8	10	-20
Crimes Against the Property	2021	2020	Total
Burglary	0	1	-100
Housebreaking	4	2	100
Shopbreaking	4	2	100
Stealing	12	4	200
Stealing from Vehicle	4	28	-86
Stolen Vehicle	4	1	300
Sub-Total	28	38	-26
Total	36	48	-25

**National Reported Crimes
New Providence District
Southern Division
June
2021 vs 2020**

Crimes Against the Person	2021	2020	% CHANGE
Murder	1	0	100
Attempted Murder	0	0	0
Manslaughter	0	0	0
Rape	0	0	0
Attempted Rape	0	0	0
Unlawful Sexual Intercourse	1	0	100
Armed Robbery	3	0	100
Robbery	0	1	-100
Attempted Robbery	1	1	0
Sub-Total	6	2	200
Crimes Against the Property	2021	2020	Total
Burglary	2	0	100
Housebreaking	3	3	0
Shopbreaking	7	2	250
Stealing	7	7	0
Stealing from Vehicle	1	4	-75
Stolen Vehicle	3	0	100
Sub-Total	23	16	44
Total	29	18	61

**National Reported Crimes
New Providence District
Southwestern Division
June
2021 vs 2020**

Crimes Against the Person	2021	2020	% CHANGE
Murder	1	2	-50
Attempted Murder	0	0	0
Manslaughter	0	0	0
Rape	2	0	100
Attempted Rape	0	0	0
Unlawful Sexual Intercourse	2	1	100
Armed Robbery	6	3	100
Robbery	0	1	-100
Attempted Robbery	0	0	0
Sub-Total	11	7	57
Crimes Against the Property	2021	2020	Total
Burglary	1	1	0
Housebreaking	2	4	-50
Shopbreaking	5	8	-38
Stealing	17	9	89
Stealing from Vehicle	7	23	-70
Stolen Vehicle	12	2	500
Sub-Total	44	47	-6
Total	55	54	2

**National Reported Crimes
New Providence District
Western Division
June
2021 vs 2020**

Crimes Against the Person	2021	2020	% CHANGE
Murder	0	0	0
Attempted Murder	0	0	0
Manslaughter	0	0	0
Rape	1	3	-67
Attempted Rape	0	0	0
Unlawful Sexual Intercourse	0	0	0
Armed Robbery	1	3	-67
Robbery	0	0	0
Attempted Robbery	0	0	0
Sub-Total	2	6	-67
Crimes Against the Property	2021	2020	Total
Burglary	0	5	-100
Housebreaking	2	6	-67
Shopbreaking	0	3	-100
Stealing	2	3	-33
Stealing from Vehicle	1	5	-80
Stolen Vehicle	1	1	0
Sub-Total	6	23	-74
Total	8	29	-72

National Reported Crimes
Grand Bahama & Northern Bahamas District (Abaco & Bimini)
June
2021 vs 2020

Crimes Against the Person	2021	2020	% CHANGE
Murder	1	1	0
Attempted Murder	0	0	0
Manslaughter	1	0	100
Rape	1	1	0
Attempted Rape	0	0	0
Unlawful Sexual Intercourse	0	1	-100
Armed Robbery	0	1	-100
Robbery	0	0	0
Attempted Robbery	0	0	0
Sub-Total	3	4	-25
Crimes Against the Property	2021	2020	% CHANGE
Burglary	0	0	0
Housebreaking	8	10	-20
Shopbreaking	2	4	-50
Stealing	16	6	167
Stealing from Vehicle	4	10	-60
Stolen Vehicle	2	1	100
Sub-Total	32	31	3
Total	35	35	0

**National Reported Crimes
Grand Bahama & Northern Bahamas District (Abaco & Bimini) Breakdown
June 2021**

Crimes Against the Person	A	C	EMR	NE	SW	WE	AB GBNB	BI GBNB	Total
Murder	0	0	0	0	0	0	1	0	1
Attempted Murder	0	0	0	0	0	0	0	0	0
Manslaughter	0	0	0	0	1	0	0	0	1
Rape	0	0	0	0	0	0	1	0	1
Attempted Rape	0	0	0	0	0	0	0	0	0
Unlawful Sex	0	0	0	0	0	0	0	0	0
Armed Robbery	0	0	0	0	0	0	0	0	0
Robbery	0	0	0	0	0	0	0	0	0
Attempted Robbery	0	0	0	0	0	0	0	0	0
Sub Total	0	0	0	0	1	0	2	0	3
Crimes Against the Property	A	C	EMR	NE	SW	WE	AB GBNB	BI GBNB	TOTAL
Burglary	0	0	0	0	0	0	0	0	0
Housebreaking	0	1	2	0	0	0	5	0	8
Shopbreaking	0	1	0	0	0	1	0	0	2
Stealing	0	5	1	1	2	0	6	1	16
Stealing from Vehicle	0	2	2	0	0	0	0	0	4
Stolen Vehicle	0	0	0	0	1	0	1	0	2
Sub Total	0	9	5	1	3	1	12	1	32
TOTAL	0	9	5	1	4	1	14	1	35

**National Reported Crimes
Grand Bahama & Northern Bahamas District (Abaco & Bimini)
Airport Division
June
2021 vs 2020**

Crimes Against the Person	2021	2020	% CHANGE
Murder	0	0	0
Attempted Murder	0	0	0
Manslaughter	0	0	0
Rape	0	0	0
Attempted Rape	0	0	0
Unlawful Sexual Intercourse	0	0	0
Armed Robbery	0	0	0
Robbery	0	0	0
Attempted Robbery	0	0	0
Sub-Total	0	0	0
Crimes Against the Property	2021	2020	Total
Burglary	0	0	0
Housebreaking	0	0	0
Shopbreaking	0	0	0
Stealing	0	0	0
Stealing from Vehicle	0	0	0
Stolen Vehicle	0	0	0
Sub-Total	0	0	0
Total	0	0	0

**National Reported Crimes
Grand Bahama & Northern Bahamas District (Abaco & Bimini)
Central Division
June
2021 vs 2020**

Crimes Against the Person	2021	2020	% CHANGE
Murder	0	0	0
Attempted Murder	0	0	0
Manslaughter	0	0	0
Rape	0	0	0
Attempted Rape	0	0	0
Unlawful Sexual Intercourse	0	1	-100
Armed Robbery	0	1	-100
Robbery	0	0	0
Attempted Robbery	0	0	0
Sub-Total	0	2	-100
Crimes Against the Property	2021	2020	Total
Burglary	0	0	0
Housebreaking	1	0	100
Shopbreaking	1	2	-50
Stealing	5	2	150
Stealing from Vehicle	2	3	-33
Stolen Vehicle	0	0	0
Sub-Total	9	7	29
Total	9	9	0

**National Reported Crimes
Grand Bahama & Northern Bahamas District (Abaco & Bimini)
Eight Mile Rock Division
June
2021 vs 2020**

Crimes Against the Person	2021	2020	% CHANGE
Murder	0	1	-100
Attempted Murder	0	0	0
Manslaughter	0	0	0
Rape	0	0	0
Attempted Rape	0	0	0
Unlawful Sexual Intercourse	0	0	0
Armed Robbery	0	0	0
Robbery	0	0	0
Attempted Robbery	0	0	0
Sub-Total	0	1	-100
Crimes Against the Property	2021	2020	Total
Burglary	0	0	0
Housebreaking	2	1	100
Shopbreaking	0	0	0
Stealing	1	0	100
Stealing from Vehicle	2	0	100
Stolen Vehicle	0	0	0
Sub-Total	5	1	400
Total	5	2	150

**National Reported Crimes
Grand Bahama & Northern Bahamas District (Abaco & Bimini)
Northeastern Division
June
2021 vs 2020**

Crimes Against the Person	2021	2020	% CHANGE
Murder	0	0	0
Attempted Murder	0	0	0
Manslaughter	0	0	0
Rape	0	0	0
Attempted Rape	0	0	0
Unlawful Sexual Intercourse	0	0	0
Armed Robbery	0	0	0
Robbery	0	0	0
Attempted Robbery	0	0	0
Sub-Total	0	0	0
Crimes Against the Property	2021	2020	Total
Burglary	0	0	0
Housebreaking	0	1	-100
Shopbreaking	0	0	0
Stealing	1	1	0
Stealing from Vehicle	0	0	0
Stolen Vehicle	0	0	0
Sub-Total	1	2	-50
Total	1	2	-50

**National Reported Crimes
Grand Bahama & Northern Bahamas District (Abaco & Bimini)
Southwestern Division
June
2021 vs 2020**

Crimes Against the Person	2021	2020	% CHANGE
Murder	0	0	0
Attempted Murder	0	0	0
Manslaughter	1	0	100
Rape	0	1	-100
Attempted Rape	0	0	0
Unlawful Sexual Intercourse	0	0	0
Armed Robbery	0	0	0
Robbery	0	0	0
Attempted Robbery	0	0	0
Sub-Total	1	1	0
Crimes Against the Property	2021	2020	Total
Burglary	0	0	0
Housebreaking	0	1	-100
Shopbreaking	0	1	-100
Stealing	2	0	100
Stealing from Vehicle	0	6	-100
Stolen Vehicle	1	0	100
Sub-Total	3	8	-63
Total	4	9	-56

**National Reported Crimes
Grand Bahama & Northern Bahamas District (Abaco & Bimini)
West End Division
June
2021 vs 2020**

Crimes Against the Person	2021	2020	% CHANGE
Murder	0	0	0
Attempted Murder	0	0	0
Manslaughter	0	0	0
Rape	0	0	0
Attempted Rape	0	0	0
Unlawful Sexual Intercourse	0	0	0
Armed Robbery	0	0	0
Robbery	0	0	0
Attempted Robbery	0	0	0
Sub-Total	0	0	0
Crimes Against the Property	2021	2020	Total
Burglary	0	0	0
Housebreaking	0	1	-100
Shopbreaking	1	0	100
Stealing	0	0	0
Stealing from Vehicle	0	0	0
Stolen Vehicle	0	0	0
Sub-Total	1	1	0
Total	1	1	0

**National Reported Crimes
Grand Bahama & Northern Bahamas District (Abaco & Bimini)
Abaco Division
June
2021 vs 2020**

Crimes Against the Person	2021	2020	% CHANGE
Murder	1	0	0
Attempted Murder	0	0	0
Manslaughter	0	0	0
Rape	1	0	0
Attempted Rape	0	0	0
Unlawful Sexual Intercourse	0	0	0
Armed Robbery	0	0	0
Robbery	0	0	0
Attempted Robbery	0	0	0
Sub-Total	2	0	0
Crimes Against the Property	2021	2020	Total
Burglary	0	0	0
Housebreaking	5	5	0
Shopbreaking	0	1	-100
Stealing	6	3	100
Stealing from Vehicle	0	1	-100
Stolen Vehicle	1	1	0
Sub-Total	12	11	9
Total	14	11	27

**National Reported Crimes
Grand Bahama & Northern Bahamas District (Abaco & Bimini)
Bimini Division
June
2021 vs 2020**

Crimes Against the Person	2021	2020	% CHANGE
Murder	0	0	0
Attempted Murder	0	0	0
Manslaughter	0	0	0
Rape	0	0	0
Attempted Rape	0	0	0
Unlawful Sexual Intercourse	0	0	0
Armed Robbery	0	0	0
Robbery	0	0	0
Attempted Robbery	0	0	0
Sub-Total	0	0	0
Crimes Against the Property	2021	2020	Total
Burglary	0	0	0
Housebreaking	0	1	-100
Shopbreaking	0	0	0
Stealing	1	0	100
Stealing from Vehicle	0	0	0
Stolen Vehicle	0	0	0
Sub-Total	1	1	0
Total	1	1	0

**National Reported Crimes
Family Islands District
(Central & Southern Bahamas)
June 2021 vs 2020**

Crimes Against the Person	2021	2020	% CHANGE
Murder	0	0	0
Attempted Murder	0	1	-100
Manslaughter	0	0	0
Rape	0	0	0
Attempted Rape	0	0	0
Unlawful Sexual Intercourse	0	9	-100
Armed Robbery	0	0	0
Robbery	0	0	0
Attempted Robbery	0	1	-100
Sub-Total	0	11	-100
Crimes Against the Property	2021	2020	% CHANGE
Burglary	0	0	0
Housebreaking	4	7	-43
Shopbreaking	6	3	100
Stealing	10	10	0
Stealing from Vehicle	0	4	-100
Stolen Vehicle	0	0	0
Sub-Total	20	24	-17
Total	20	35	-43

**National Reported Crimes
Family Islands District Breakdown
(Central & Southern Bahamas)
June 2021**

Crimes Against Person	AC	AN	BE	CI	EL	EX	IN	LI	M	RC	SS	Total
Murder	0	0	0	0	0	0	0	0	0	0	0	0
Attempted Murder	0	0	0	0	0	0	0	0	0	0	0	0
Manslaughter	0	0	0	0	0	0	0	0	0	0	0	0
Rape	0	0	0	0	0	0	0	0	0	0	0	0
Attempted Rape	0	0	0	0	0	0	0	0	0	0	0	0
Unlawful Sex	0	0	0	0	0	0	0	0	0	0	0	0
Armed Robbery	0	0	0	0	0	0	0	0	0	0	0	0
Robbery	0	0	0	0	0	0	0	0	0	0	0	0
Attempted Robbery	0	0	0	0	0	0	0	0	0	0	0	0
Sub Total	0	0	0	0	0	0	0	0	0	0	0	0
Crimes Against Property	AC	AN	BE	CI	EL	EX	IN	LI	M	RC	SS	Total
Burglary	0	0	0	0	0	0	0	0	0	0	0	0
Housebreaking	0	1	0	0	2	1	0	0	0	0	0	4
Shopbreaking	1	2	0	1	1	1	0	0	0	0	0	6
Stealing	0	2	0	0	4	4	0	0	0	0	0	10
Stealing from Vehicle	0	0	0	0	0	0	0	0	0	0	0	0
Stolen Vehicle	0	0	0	0	0	0	0	0	0	0	0	0
Sub Total	1	5	0	1	7	6	0	0	0	0	0	20
TOTAL	1	5	0	1	7	6	0	0	0	0	0	20

**National Reported Crimes
Family Islands District
Acklins Division
June
2021 vs 2020**

Crimes Against the Person	2021	2020	% CHANGE
Murder	0	0	0
Attempted Murder	0	0	0
Manslaughter	0	0	0
Rape	0	0	0
Attempted Rape	0	0	0
Unlawful Sexual Intercourse	0	0	0
Armed Robbery	0	0	0
Robbery	0	0	0
Attempted Robbery	0	0	0
Sub-Total	0	0	0
Crimes Against the Property	2021	2020	Total
Burglary	0	0	0
Housebreaking	0	3	-100
Shopbreaking	1	1	0
Stealing	0	1	-100
Stealing from Vehicle	0	1	-100
Stolen Vehicle	0	0	0
Sub-Total	1	6	-83
Total	1	6	-83

**National Reported Crimes
Family Islands District
Andros Division
June
2021 vs 2020**

Crimes Against the Person	2021	2020	% CHANGE
Murder	0	0	0
Attempted Murder	0	0	0
Manslaughter	0	0	0
Rape	0	0	0
Attempted Rape	0	0	0
Unlawful Sexual Intercourse	0	0	0
Armed Robbery	0	0	0
Robbery	0	0	0
Attempted Robbery	0	1	-100
Sub-Total	0	1	-100
Crimes Against the Property	2021	2020	Total
Burglary	0	0	0
Housebreaking	1	2	-50
Shopbreaking	2	0	100
Stealing	2	2	0
Stealing from Vehicle	0	0	0
Stolen Vehicle	0	0	0
Sub-Total	5	4	25
Total	5	5	0

**National Reported Crimes
Family Islands District
Berry Islands Division
June
2021 vs 2020**

Crimes Against the Person	2021	2020	% CHANGE
Murder	0	0	0
Attempted Murder	0	0	0
Manslaughter	0	0	0
Rape	0	0	0
Attempted Rape	0	0	0
Unlawful Sexual Intercourse	0	0	0
Armed Robbery	0	0	0
Robbery	0	0	0
Attempted Robbery	0	0	0
Sub-Total	0	0	0
Crimes Against the Property	2021	2020	Total
Burglary	0	0	0
Housebreaking	0	1	-100
Shopbreaking	0	0	0
Stealing	0	0	0
Stealing from Vehicle	0	0	0
Stolen Vehicle	0	0	0
Sub-Total	0	1	-100
Total	0	1	-100

**National Reported Crimes
Family Islands District
Cat Island Division
June
2021 vs 2020**

Crimes Against the Person	2021	2020	% CHANGE
Murder	0	0	0
Attempted Murder	0	0	0
Manslaughter	0	0	0
Rape	0	0	0
Attempted Rape	0	0	0
Unlawful Sexual Intercourse	0	2	-100
Armed Robbery	0	0	0
Robbery	0	0	0
Attempted Robbery	0	0	0
Sub-Total	0	2	-100
Crimes Against the Property	2021	2020	Total
Burglary	0	0	0
Housebreaking	0	0	0
Shopbreaking	1	0	100
Stealing	0	4	-100
Stealing from Vehicle	0	2	-100
Stolen Vehicle	0	0	0
Sub-Total	1	6	-83
Total	1	8	-88

**National Reported Crimes
Family Islands District
Eleuthera Division
June
2021 vs 2020**

Crimes Against the Person	2021	2020	% CHANGE
Murder	0	0	0
Attempted Murder	0	1	-100
Manslaughter	0	0	0
Rape	0	0	0
Attempted Rape	0	0	0
Unlawful Sexual Intercourse	0	1	-100
Armed Robbery	0	0	0
Robbery	0	0	0
Attempted Robbery	0	0	0
Sub-Total	0	2	-100
Crimes Against the Property	2021	2020	Total
Burglary	0	0	0
Housebreaking	2	1	100
Shopbreaking	1	0	100
Stealing	4	2	100
Stealing from Vehicle	0	0	0
Stolen Vehicle	0	0	0
Sub-Total	7	3	133
Total	7	5	40

**National Reported Crimes
Family Islands District
Exuma Division
June
2021 vs 2020**

Crimes Against the Person	2021	2020	% CHANGE
Murder	0	0	0
Attempted Murder	0	0	0
Manslaughter	0	0	0
Rape	0	0	0
Attempted Rape	0	0	0
Unlawful Sexual Intercourse	0	0	0
Armed Robbery	0	0	0
Robbery	0	0	0
Attempted Robbery	0	0	0
Sub-Total	0	0	0
Crimes Against the Property	2021	2020	Total
Burglary	0	0	0
Housebreaking	1	0	100
Shopbreaking	1	2	-50
Stealing	4	1	300
Stealing from Vehicle	0	0	0
Stolen Vehicle	0	0	0
Sub-Total	6	3	100
Total	6	3	100

**National Reported Crimes
Family Islands District
Inagua Division
June
2021 vs 2020**

Crimes Against the Person	2021	2020	% CHANGE
Murder	0	0	0
Attempted Murder	0	0	0
Manslaughter	0	0	0
Rape	0	0	0
Attempted Rape	0	0	0
Unlawful Sexual Intercourse	0	0	0
Armed Robbery	0	0	0
Robbery	0	0	0
Attempted Robbery	0	0	0
Sub-Total	0	0	0
Crimes Against the Property	2021	2020	Total
Burglary	0	0	0
Housebreaking	0	0	0
Shopbreaking	0	0	0
Stealing	0	0	0
Stealing from Vehicle	0	0	0
Stolen Vehicle	0	0	0
Sub-Total	0	0	0
Total	0	0	0

**National Reported Crimes
Family Islands District
Long Island Division
June
2021 vs 2020**

Crimes Against the Person	2021	2020	% CHANGE
Murder	0	0	0
Attempted Murder	0	0	0
Manslaughter	0	0	0
Rape	0	0	0
Attempted Rape	0	0	0
Unlawful Sexual Intercourse	0	0	0
Armed Robbery	0	0	0
Robbery	0	0	0
Attempted Robbery	0	0	0
Sub-Total	0	0	0
Crimes Against the Property	2021	2020	Total
Burglary	0	0	0
Housebreaking	0	0	0
Shopbreaking	0	0	0
Stealing	0	0	0
Stealing from Vehicle	0	0	0
Stolen Vehicle	0	0	0
Sub-Total	0	0	0
Total	0	0	0

**National Reported Crimes
Family Islands District
Mayaguana Division
June
2021 vs 2020**

Crimes Against the Person	2021	2020	% CHANGE
Murder	0	0	0
Attempted Murder	0	0	0
Manslaughter	0	0	0
Rape	0	0	0
Attempted Rape	0	0	0
Unlawful Sexual Intercourse	0	0	0
Armed Robbery	0	0	0
Robbery	0	0	0
Attempted Robbery	0	0	0
Sub-Total	0	0	0
Crimes Against the Property	2021	2020	Total
Burglary	0	0	0
Housebreaking	0	0	0
Shopbreaking	0	0	0
Stealing	0	0	0
Stealing from Vehicle	0	0	0
Stolen Vehicle	0	0	0
Sub-Total	0	0	0
Total	0	0	0

**National Reported Crimes
Family Islands District
San Salvador Division
June
2021 vs 2020**

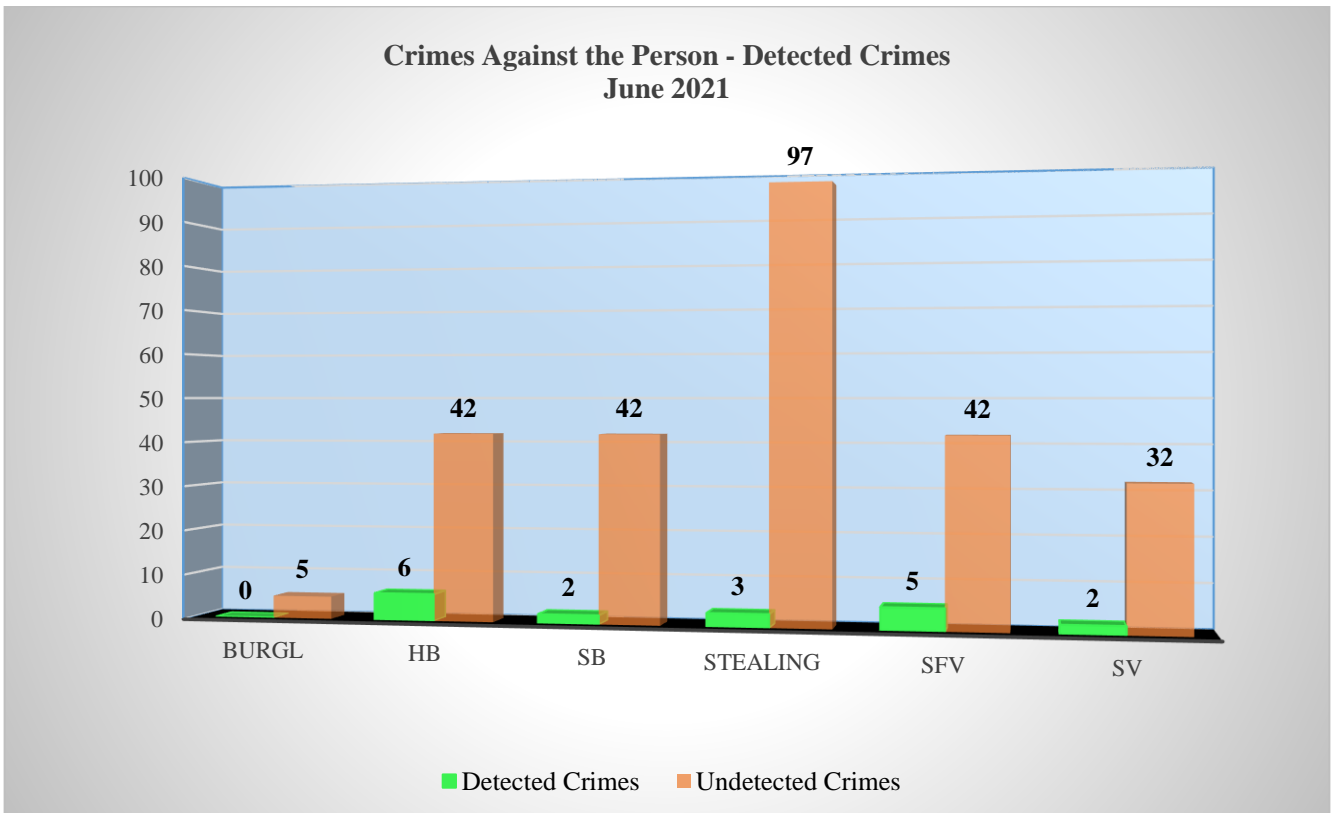
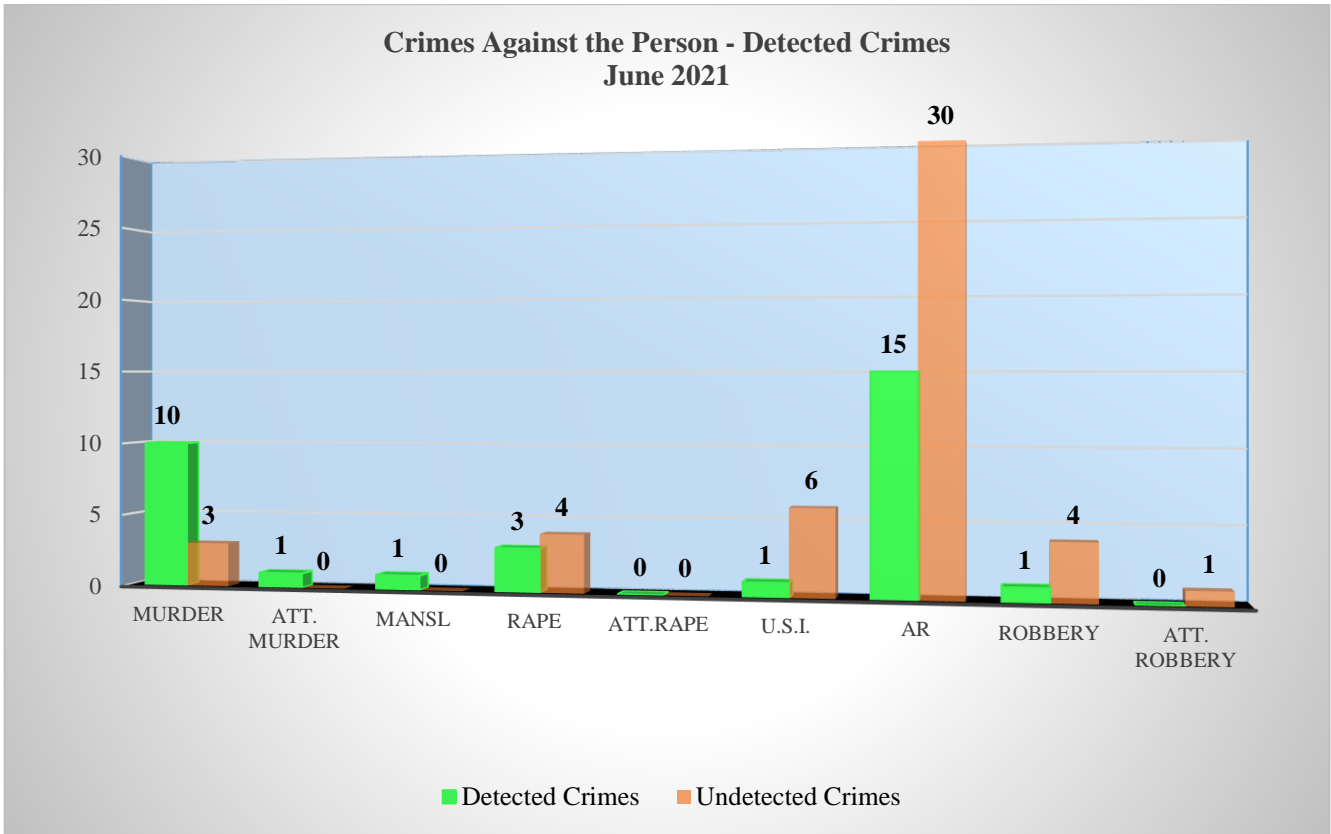
Crimes Against the Person	2021	2020	% CHANGE
Murder	0	0	0
Attempted Murder	0	0	0
Manslaughter	0	0	0
Rape	0	0	0
Attempted Rape	0	0	0
Unlawful Sexual Intercourse	0	6	-100
Armed Robbery	0	0	0
Robbery	0	0	0
Attempted Robbery	0	0	0
Sub-Total	0	6	-100
Crimes Against the Property	2021	2020	Total
Burglary	0	0	0
Housebreaking	0	0	0
Shopbreaking	0	0	0
Stealing	0	0	0
Stealing from Vehicle	0	1	-100
Stolen Vehicle	0	0	0
Sub-Total	0	1	-100
Total	0	7	-100

Detection Rates - All Bahamas

**June
2021 vs 2020**

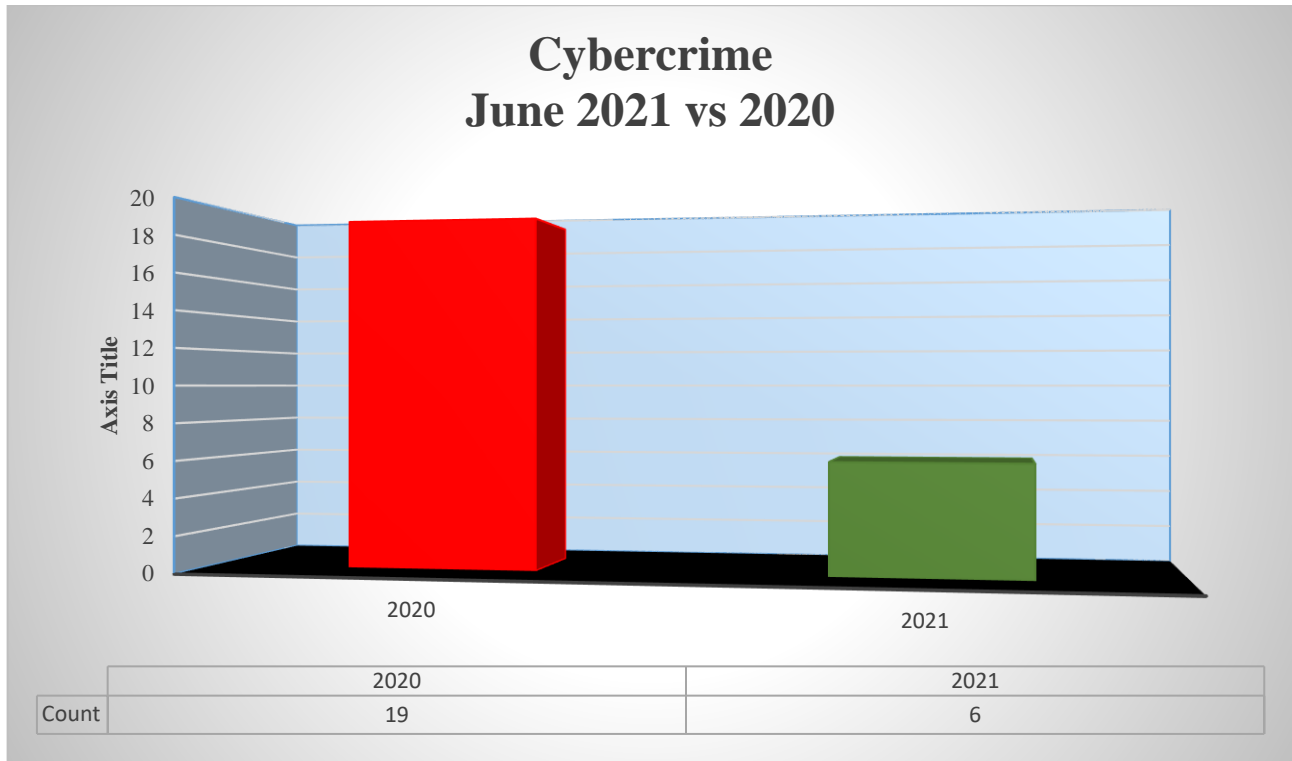
Crimes Against Persons	2021			2020		
	Recorded Crimes	Detected Crimes	Detection Rate (%)	Recorded Crimes	Detected Crimes	Detection Rate (%)
Murder	13	10	77	6	4	67
Attempted Murder	1	1	100	3	3	100
Manslaughter	1	1	100	0	0	0
Rape	7	3	43	7	5	71
Attempted Rape	0	0	0	0	0	0
Unlawful Sexual Intercourse	7	1	14	17	5	29
Armed Robbery	45	15	33	31	7	23
Robbery	5	1	20	5	0	0
Attempted Robbery	1	0	0	2	0	0
Sub Total	80	32	4	71		
Crimes Against Property	Recorded Crimes	Detected Crimes	Detection Rate (%)	Recorded Crimes	Detected Crimes	Detection Rate (%)
Burglary	5	0	0	11	0	0
Housebreaking	48	6	13	50	4	8
Shopbreaking	44	2	5	37	6	16
Stealing	100	3	3	71	10	14
Stealing From Vehicle	47	5	11	124	5	4
Stolen Vehicle	34	2	6	9	1	11
Sub Total	278	18	6	302	26	9
TOTAL	358	50	14	373	50	13

**Detection Rates - All Bahamas
June 2021**



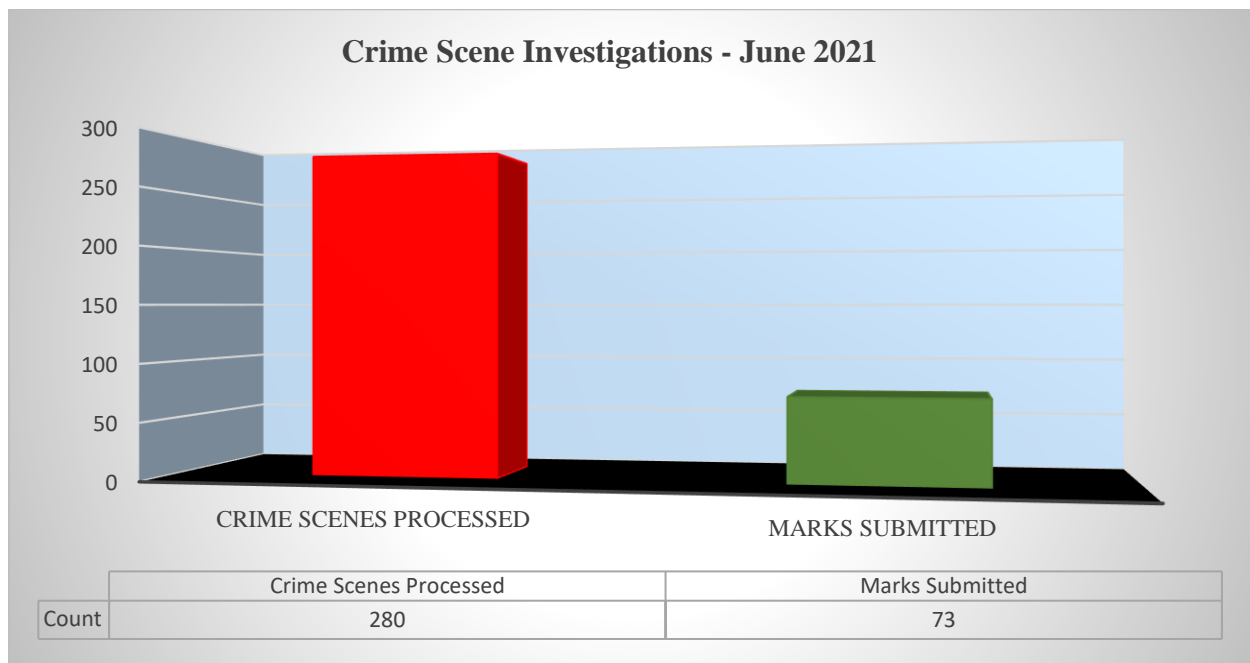
Cybercrime

For the period June 2021, cybercrime decreased by 68% with 6 incidents, compared to 19 in 2020. These cases include libel, hacking, extortion, computer misuse, threats and so on.



Crime Scene Investigation

For the period in review, there were 280 crime scenes processed and 73 latent print marks were submitted for evidence.



**Illegal Firearm Discovery and Seizure Demographics
June 2021**

Illegal Firearm Discovery/Seizure - Firearm Type				
Pistol	Revolver	Rifle	Shotgun	Total
15	2	3	3	23

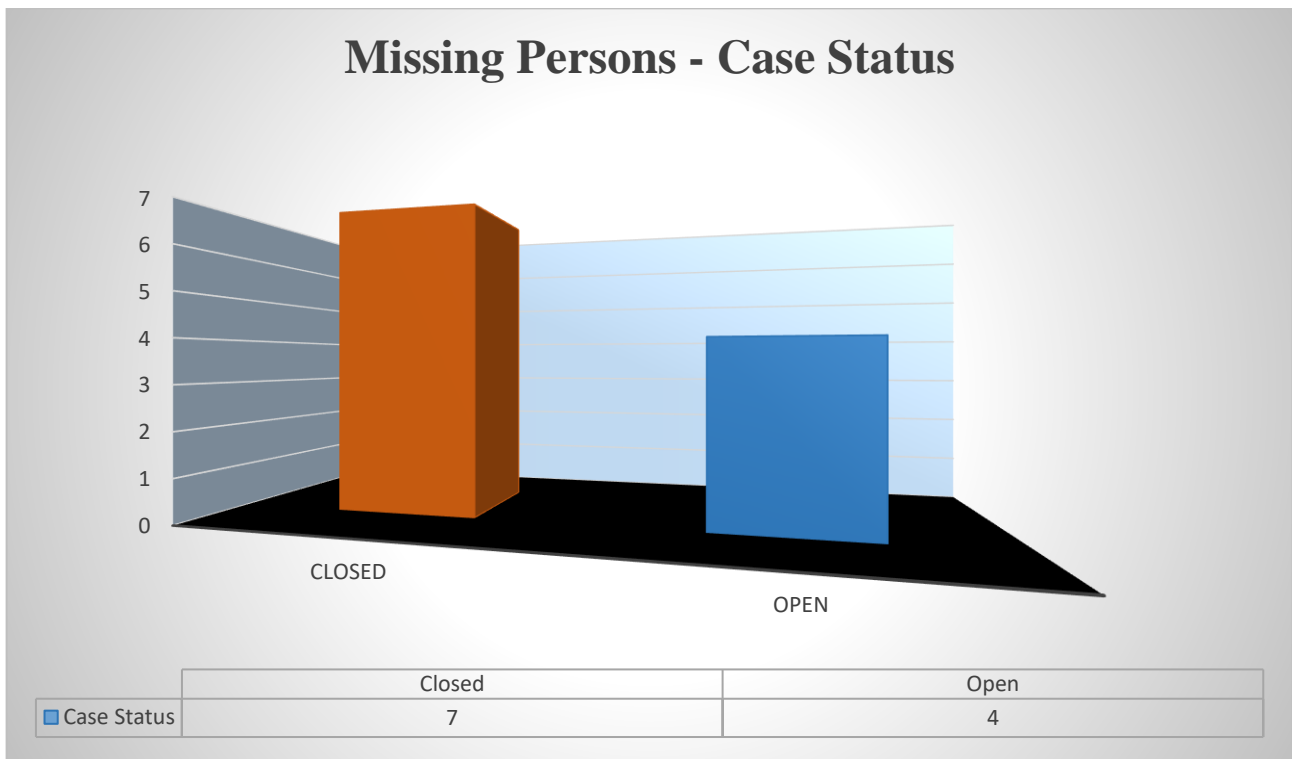
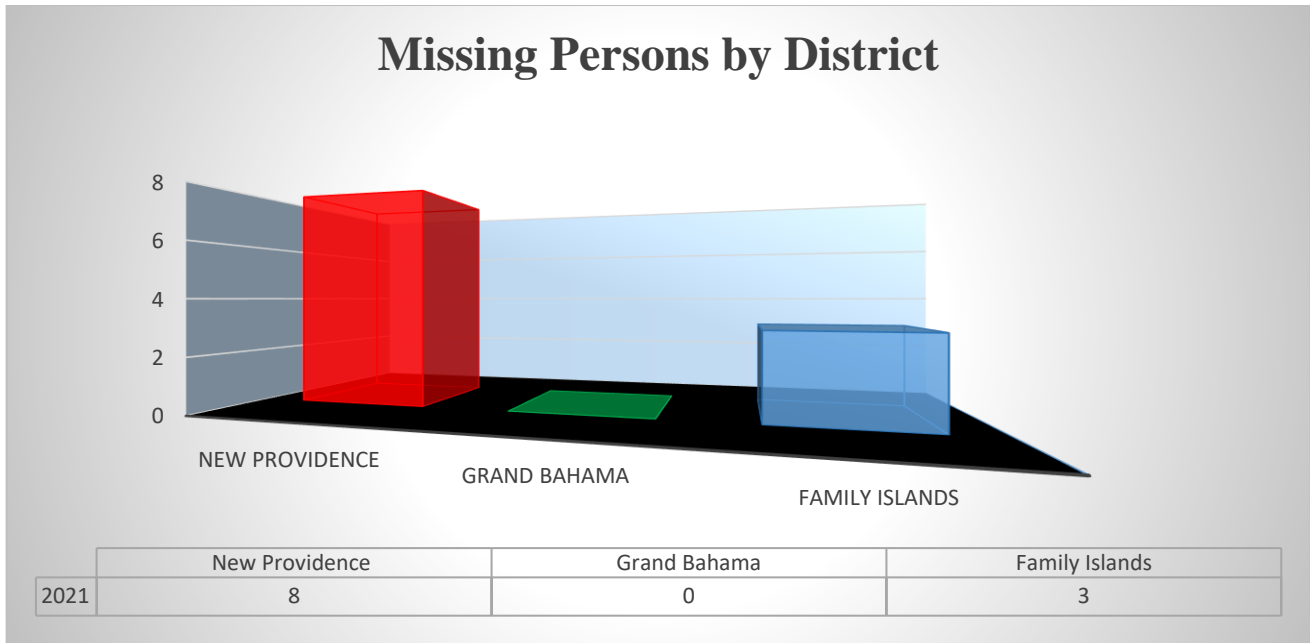
Firearm Discovery/Seizure By Division	
Unit	Firearm
Airport	2
Cable Beach	0
Central	0
Eastern	2
Fox Hill	0
Northeastern	1
Northwestern	1
Paradise Island	0
South Central	3
Southeastern	2
Southern	3
Southwestern	7
Western	0
Central -GB	0
EMR -GB	0
Northeastern -GB	0
Southwestern -GB	0
West End -GB	0
Abaco - GB	0
Bimini	0
Eleuthera	0
Exuma	2
Total	23

Dangerous Drugs Discovery, Seizures and Arrests – June 2021

JUNE 2021	TYPE OF DRUGS		GRAND TOTAL	
	COCAINE		152.54 lbs.	
	HYDROPONIC MA		7.60 lbs.	
	MARIJUANA		120.40 lbs.	
	MARIJUANA PLANTS		82 plants	
	MARIJUANA BROWNIES		53 bars	
	MARIJUANA CANDIES		1 jar	
	MARIJUANA CIGARETTE		--	
	MARIJUANA BOMB PAIN FREEZE		--	
	MARIJUANA GUMMIES		--	
	MARIJUANA BLACK FLAM SPLIFF		--	
	MARIJUANA OIL		0.50 lbs.	
	MARIJUANA ASSORTED FLAVOR WRAP		--	
	ECSTASY TABLETS		7 tablets	
	TOTAL CASES		116	
	CASES PROSECUTED		64	
	PERSONS ARRESTED		97	
	PERSONS CHARGED		73	
	PERSON ARRESTED	AMOUNT ARRESTED	AMOUNT CHARGE	AMOUNT NOT CHARGED
	ADULT	95	71	24
JUVENILE	2	2	0	
Total	97	73	24	

Missing Persons

The Royal Bahamas Police Force investigated 11 reported incidents of missing persons throughout the Commonwealth of the Bahamas. A total of 7 cases have been solved and the missing individuals were found. Four cases remain open under investigation.



**Emergency Powers Order
COVID-19 Breaches by District
June 2021**

Emergency Powers Order (Offences)	New Providence	Grand Bahama	Family Islands	Total
Attending social gathering	7	0	0	7
Other Breach	53	18	26	97
Curfew Breach	51	22	12	85
Fail to enforce social distancing	0	0	0	0
Fail to implement sanitizing requirements	0	0	0	0
Failure to carry government ID	9	14	21	44
Failure to social distance	0	0	0	0
Failure to utilize curbside business	0	0	0	0
Failure to wear face mask	11	9	19	39
Hosting social gathering	10	0	1	11
Operating prohibited business	54	5	0	59
Permit person on premises w/o mask	0	1	1	2
Permit person to inside dining	3	0	0	3
Sub Total	198	69	80	347

Other Police Activities
All Bahamas
June
2021 vs 2020

Other Activities	2021	2020	% Change
Police Field Check Patrols	1476	1278	15
Assistance Requested	258	482	-46
Persons Searched	8	20	-60
Electronic Monitoring Breach	0	0	0
Breach of Bail – Witness Tampering	0	0	0
Breach of Bail – Fail to sign in	2	2	0
Police Stop and Search	187	48	290
Alarm Activation	63	49	29
Fire Alarms	6	7	14
Road Checks	71	111	-36
Warrants Executed	62	0	100%

Other Community Activities	2021	2020	% Change
Police Escorts	165	103	60
Police Visits	1560	1369	14
School Visits	118	44	168
Community Policing Initiatives	190	15	1167
COVID 19 Assistance	5	8	-38

**Complaints Against Police Officers
June 2021**

Complaints Against Police Officers	
Case Type	Total
Civilians	15
Police	3
Corruption	2
Total	20

Case Status - Civilian Matters							
Under Investigation	Complaint Withdrawn	Unfounded	Subjudice	Civil Action Advised/ Warning	Compensation	Pending Trial	Total
9	0	0	2	4	0	0	15

Case Status – Internal Matters							
Under Investigation	Discharge / Acquittal	Withdrawn / No Further Action	Resignation	Conviction	Unfounded/ Unsubstantiated/ Insufficient Evidence	Before Tribunal	Total
3	0	0	0	0	0	0	3

Case Status - Corruption Matter				
Under Investigation	Complaint Withdrawn	Unfounded/ Unsubstantiated/ Insufficient Evidence	Before Tribunal	Total
0	0	0	2	2

**Fire Calls – All Bahamas
June 2021 vs 2020**

Fire Calls – All Bahamas			
Type of Call	2021	2020	% Change
Building	12	13	-8
Vehicles	16	15	7
Bush	10	11	-9
Special Service	2	3	-33
False Alarms	28	26	8
Boat	2	0	100
Bomb Threat	0	0	0
Electrical	11	12	-8
Rubbish	30	25	20
Miscellaneous	0	1	-100
Total Calls	111	106	5
Total Estimated Damages	\$10,104,550	323,600	3023

Fire Calls – Breakdown			
Category	2021	2020	% Change
Death by Fire	0	0	0
Fire Injuries	1	0	100
Investigated Fires	111	106	5
Arson Matters	8	5	60
Extrication	1	0	100
Family Island Fires	0	0	0
Family Island Deaths	0	0	0
Family Island Injuries	0	0	0
Major Fires	0	0	0
Accidental Fires	2	7	-71
Insured Estimated Damages	\$10,062,750	\$302,800	3223
Uninsured Estimated Damages	\$41,800	\$20,800	101

Miscellaneous Incidents
All Bahamas
June 2021 vs 2020

Miscellaneous Incidents – All Bahamas			
Category	2021	2020	% CHANGE
Alarm Activation	63	49	29
Assault	134	152	-12
Assault Police Officer	7	10	-30
Attempted Breaking	9	6	50
Attempted Stealing	13	7	86
Bomb Threat	1	0	100
Causing Damage	171	126	36
Causing Harm	97	107	-9
Child Abuse	3	4	-25
Child Neglect	0	2	-100
Disturbance	116	131	-11
Gunshot Reports	111	80	39
Lost Passport	136	77	77
Loud Music	1	10	-90
Stealing from Vehicle (Minor)	73	0	100
Stealing (Minor)	155	89	74
Sudden Death (Natural Causes)	87	93	-6
Threats of Death	94	124	-24
Threats of Harm	91	73	25
Wounding	5	11	-55
TOTAL	1,367	1,151	19

Miscellaneous Incidents – Divisional Breakdown
All Bahamas
June 2021

Miscellaneous Incidents – Police Divisions																
Category	A	CB	C	E	FH	NE	NW	PI	SC	SE	S	SW	W	GB	FI	Total
Alarm Activation	0	0	0	1	0	1	0	4	0	1	0	0	1	51	4	63
Assault	1	4	7	9	7	8	7	1	12	13	12	23	2	13	15	134
Assault Police Officer	0	0	0	1	0	1	0	0	1	2	0	0	0	2	0	7
Attempted Breaking	0	0	0	2	0	1	2	0	0	1	1	1	0	1	0	9
Attempted Stealing	0	0	0	3	2	0	1	0	1	4	0	0	2	0	0	13
Bomb Threat	0	0	0	0	0	0	0	0	0	0	0	0	0	0	1	1
Causing Damage	0	3	10	12	10	5	6	5	19	17	16	26	0	19	23	171
Causing Harm	0	2	3	4	1	7	3	1	10	11	7	11	2	21	14	97
Child Abuse	0	0	0	1	0	1	0	0	0	0	0	0	0	1	0	3
Child Neglect	0	0	0	0	0	0	0	0	0	0	0	0	0	0	0	0
Disturbance	0	3	1	3	3	1	1	9	2	6	2	4	0	65	16	116
Gunshots Report	0	0	10	3	0	19	2	0	10	11	31	16	4	4	1	111
Lost Passport	1	2	2	14	3	6	2	0	9	15	10	27	3	26	16	136
Loud Music	0	0	0	0	0	0	0	0	0	0	0	0	0	1	0	1
Stealing from Vehicle (Minor)	0	4	4	6	3	9	4	0	8	7	3	12	7	4	2	73
Stealing (Minor)	0	7	3	12	5	8	7	3	17	36	5	27	5	7	13	155
Sudden Death (Natural Causes)	0	0	2	7	4	5	0	1	8	14	7	12	2	12	13	87
Threats of Death	0	2	2	4	4	10	7	1	15	11	11	11	1	8	7	94
Threats of Harm	0	2	3	5	7	4	5	1	12	6	8	8	3	15	12	91
Wounding	0	0	0	0	0	1	0	0	3	0	0	0	0	0	1	5
Total	2	29	47	87	49	87	47	26	127	155	113	178	32	250	138	1367

Domestic Related Cases
All Bahamas
June 2021 vs 2020

Domestic Related Cases	2021	2020	% CHANGE
Murder	0	0	0
Attempted Murder	0	1	-100
Assault	74	48	54
Assault with a deadly weapon	4	12	-67
Assistance Requested	20	51	-61
Causing Damage	17	15	13
Causing Harm	43	28	54
Disturbance	20	11	82
Domestic Reports (General)	113	74	53
Fighting	2	1	100
Grievous Harm	0	2	-100
Harassment	9	1	800
Shooting	0	0	0
Stabbing	2	1	100
Threat of Arson	0	1	-100
Threat of Harm	16	12	33
Threat of Death	23	19	21
Trespassing	0	0	0
Wounding	1	1	0
TOTAL	344	278	24

**Domestic Related Cases
Divisional Breakdown
June 2021**

Domestic Related Cases	A	CB	C	E	FH	NE	NW	PI	SC	SE	S	SW	W	GB	FI	Total
Murder	0	0	0	0	0	0	0	0	0	0	0	0	0	0	0	0
Attempted Murder	0	0	0	0	0	0	0	0	0	0	0	0	0	0	0	0
Assault	0	2	4	6	5	7	2	0	5	8	6	15	2	6	6	74
Assault with a deadly weapon	0	0	0	1	1	0	0	0	0	0	1	0	0	0	1	4
Assistance Requested	0	0	0	2	0	3	0	1	1	1	1	0	0	8	3	20
Causing Damage	0	0	1	1	1	0	1	0	3	1	2	1	0	1	5	17
Causing Harm	0	1	1	1	0	4	2	1	5	8	2	6	0	6	6	43
Disturbance	0	0	0	2	1	0	0	1	0	1	0	0	0	11	4	20
Domestic Reports	1	3	2	10	4	2	3	1	3	7	4	6	2	44	21	113
Fighting	0	0	0	0	0	0	0	0	0	0	1	0	0	1	0	2
Grievous Harm	0	0	0	0	0	0	0	0	0	0	0	0	0	0	0	0
Harassment	0	0	0	0	0	0	1	0	0	2	1	1	0	2	2	9
Shooting	0	0	0	0	0	0	0	0	0	0	0	0	0	0	0	0
Stabbing	0	0	0	0	0	0	0	0	0	0	0	1	0	0	1	2
Threat of Arson	0	0	0	0	0	0	0	0	0	0	0	0	0	0	0	0
Threat of Harm	0	0	0	1	1	0	2	0	1	2	2	3	0	3	1	16
Threat of Death	0	0	0	1	0	2	1	0	6	3	2	5	0	2	1	23
Trespassing	0	0	0	0	0	0	0	0	0	0	0	0	0	0	0	0
Wounding	0	0	0	0	0	1	0	0	0	0	0	0	0	0	0	1
Total	1	6	8	25	13	19	12	4	24	33	22	38	4	84	51	344

Gender Based Violence
June 2021

	Year	2021					2020				
	District	Total Males	Females			Total	Total Males	Females			Total
			Juvenile	Adult	%			Juvenile	Adult	%	
Murder	All Bahamas	17	0	3	15	20	5	0	0	0	5
	New Providence	16	0	3	16	19	4	0	0	0	4
	Grand Bahama	1	0	0	0	1	1	0	0	0	1
	Family Islands	0	0	0	0	0	0	0	0	0	0
Att Murder	All Bahamas	0	0	1	100	1	2	0	1	33	3
	New Providence	0	0	0	0	0	2	0	0	0	2
	Grand Bahama	0	0	0	0	0	0	0	0	0	0
	Family Islands	0	0	1	100	1	0	0	1	100	1
Shooting	All Bahamas	11	0	0	0	11	5	0	0	0	5
	New Providence	11	0	0	0	11	5	0	0	0	5
	Grand Bahama	0	0	0	0	0	0	0	0	0	0
	Family Islands	0	0	0	0	0	0	0	0	0	0
Stabbing	All Bahamas	9	0	2	18	11	11	0	1	8	12
	New Providence	7	0	2	22	9	10	0	1	9	11
	Grand Bahama	0	0	0	0	0	1	0	0	0	1
	Family Islands	2	0	0	0	2	0	0	0	0	0
Rape	All Bahamas	0	0	9	100	9	0	1	6	100	7
	New Providence	0	0	7	100	7	0	0	5	100	5
	Grand Bahama	0	0	1	100	1	0	1	1	100	2
	Family Islands	0	0	1	100	1	0	0	0	0	0
Causing Harm	All Bahamas	61	1	39	40	101	61	0	54	47	115
	New Providence	35	1	28	45	64	32	0	36	53	68
	Grand Bahama	16	0	7	30	23	16	0	6	27	22
	Family Islands	10	0	4	29	14	13	0	12	48	25
Threats of Death	All Bahamas	51	1	43	46	95	74	1	51	41	126
	New Providence	40	1	37	49	78	63	1	44	42	108
	Grand Bahama	4	0	5	56	9	5	0	3	38	8
	Family Islands	7	0	1	13	8	6	0	4	40	10
Threats of Harm	All Bahamas	34	0	41	55	75	34	0	41	55	75
	New Providence	24	0	30	56	54	24	0	30	56	54
	Grand Bahama	2	0	4	67	6	2	0	4	67	6
	Family Islands	8	0	7	47	15	8	0	7	47	15
Poss. of Firearm with intent to endanger life	All Bahamas	2	0	0	0	2	1	0	0	0	1
	New Providence	1	0	0	0	1	1	0	0	0	1
	Grand Bahama	0	0	0	0	0	0	0	0	0	0
	Family Islands	1	0	0	0	1	0	0	0	0	0
Assault with deadly weapon	All Bahamas	22	0	6	21	28	36	0	22	38	58
	New Providence	19	0	4	17	23	30	0	20	40	50
	Grand Bahama	1	0	1	50	2	3	0	1	25	4
	Family Islands	2	0	1	33	3	3	0	1	25	4

Police-Involved Shootings

June

2021 vs 2020

Encounters with Armed Suspects			
Incidents	2021	2020	% CHANGE
Police Involved Shootings	3	2	33

Encounters with Armed Suspects by Division																
Year	A	CB	C	E	FH	NE	NW	PI	SC	SE	S	SW	W	GB	FI	Total
2021	0	0	0	0	0	0	0	0	0	0	1	1	0	1	0	3
2020	0	0	0	0	0	0	0	0	0	0	0	3	0	0	1	4

Status of Victim			
Status	2021	2020	% CHANGE
Deceased	0	3	-100
Injured	3	1	200

Suicide Incidents

**June
2021 vs 2020**

Category	2021	2020	% CHANGE
Suicide	0	0	0
Attempted Suicide	0	0	0

Category	New Providence	Grand Bahama	Family Island	Total
Suicide	0	0	0	0
Attempted Suicide	0	0	0	0

Suicide by Gender						
Age Range	Males		Females		Total	
	2021	2020	2021	2020	2021	2020
0-17	0	0	0	0	0	0
18-30	0	0	0	0	0	0
31-45	0	0	0	0	0	0
46-60	0	0	0	0	0	0
61 & Older	0	0	0	0	0	0
Unknown	0	0	0	0	0	0
Total	0	0	0	0	0	0

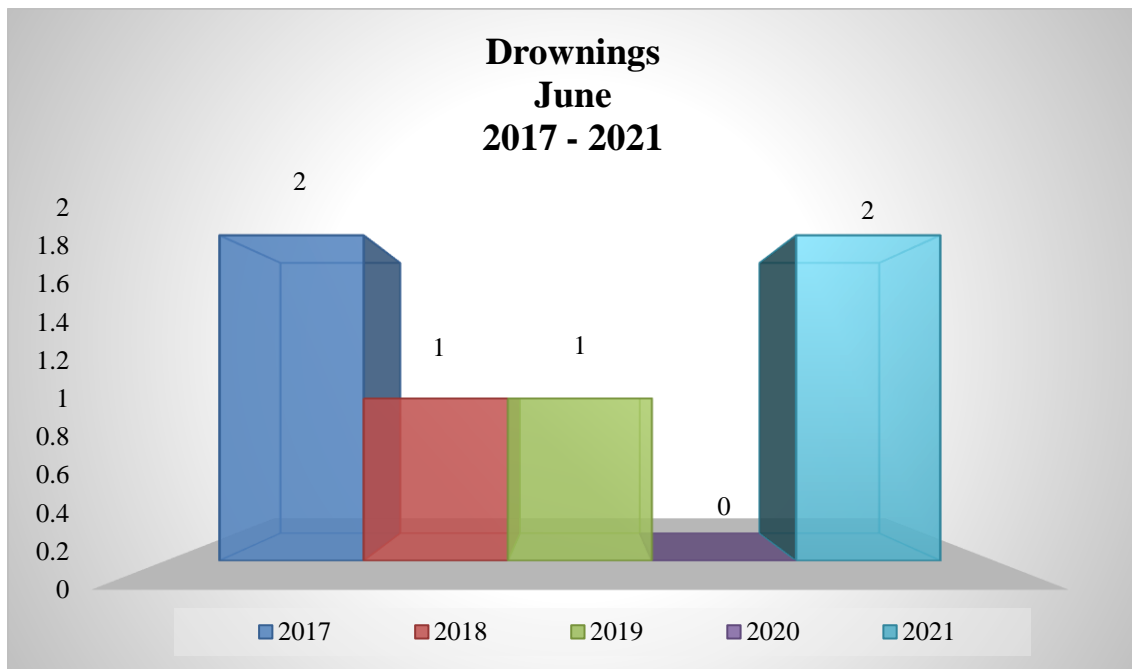
Attempted Suicide by Gender						
Age Range	Males		Females		Total	
	2021	2020	2021	2020	2021	2020
0-17	0	0	0	0	0	0
18-30	0	0	0	0	0	0
31-45	0	0	0	0	0	0
46-60	0	0	0	0	0	0
61 & Older	0	0	0	0	0	0
Unknown	0	0	0	0	0	0
Total	0	0	0	0	0	0

Drowning Incidents
June
2021 vs 2020

Category	2021	2020	% Change
Drowning	2	0	100

Category	2021	2020	2019	2018	2017
Drowning	2	0	1	1	2

Drownings by Gender						
Age Range	Males		Females		Total	
	2021	2020	2021	2020	2021	2020
0-17	0	0	0	0	0	0
18-30	1	0	0	0	1	0
31-45	1	0	0	0	1	0
46-60	0	0	0	0	0	0
61 & Older	0	0	0	0	0	0
Unknown*	0	0	0	0	0	0
Total	2	0	0	0	2	0

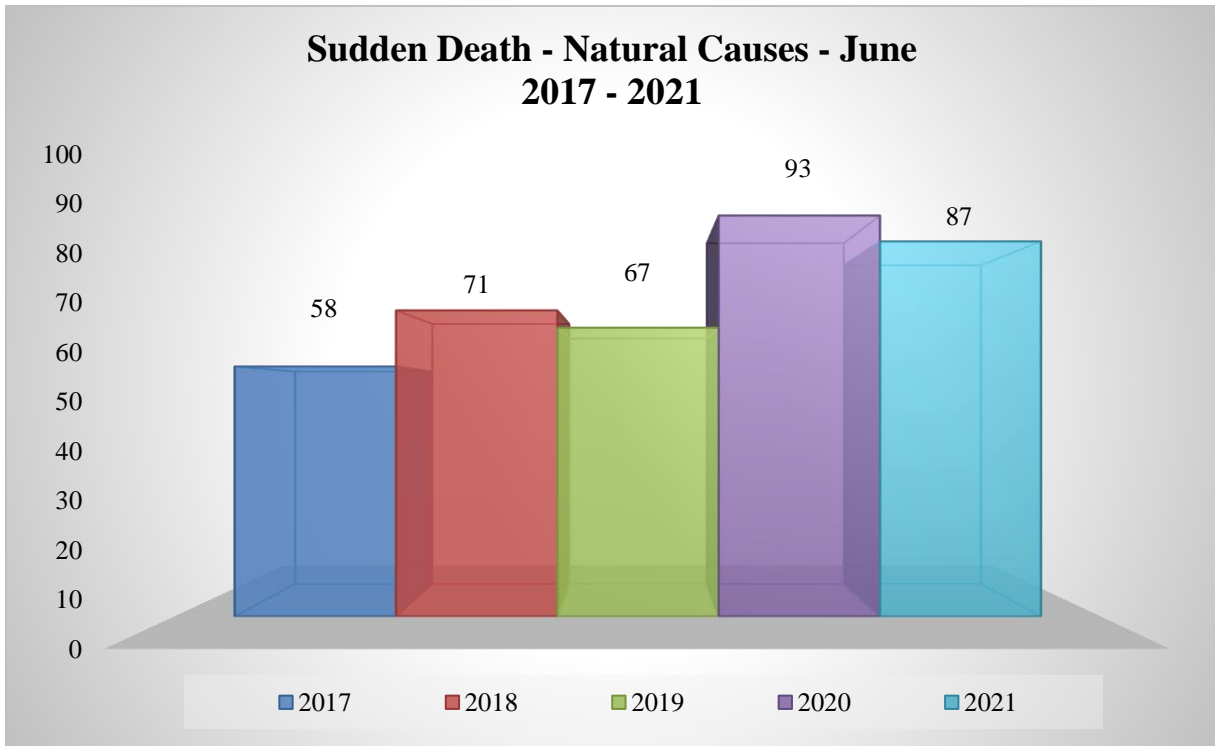


N.B. These are preliminary figures and are subject to change. Research and Policy Branch, RBPF.

**Sudden Death – Natural Causes
June
2017 – 2021**

Incident	2021	2020	% Change
Sudden Death (Natural Causes)	87	93	-6

Incident	2021	2020	2019	2018	2017
Sudden Death (Natural Causes)	87	93	67	71	58



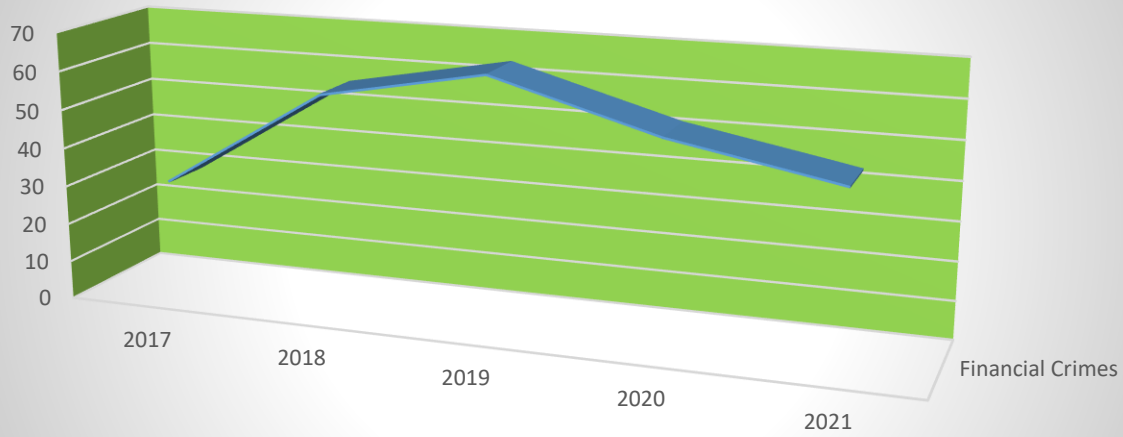
Financial Crimes

**June
2021 vs 2020**

Incident	2021	2020	% Change
Bribery	0	0	0
Extortion	1	0	100
Falsification of Accounts	0	0	0
Forgery	2	0	100
Fraud by False Pretences	22	27	-19
Possession of Forged Currency Notes	3	4	-25
Possession of Forged Documents	3	5	-40
Proceeds from Crime	0	0	0
Stealing by reason of employment	7	4	75
Stealing by reason of service	4	12	-67
Uttering Forged Currency Notes	1	0	100
Uttering Forged Documents	1	0	100
Sub-Total	44	52	15

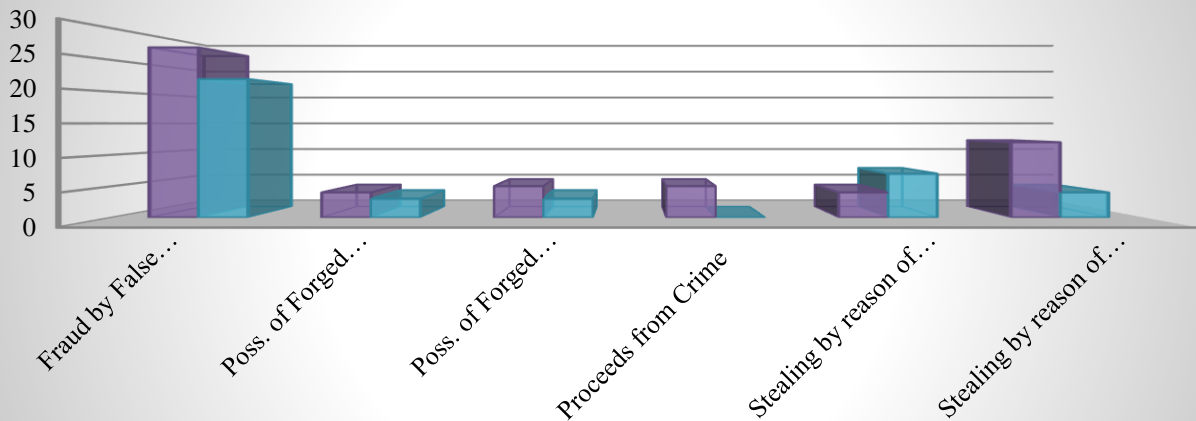
Incident	2021	2020	2019	2018	2017
Bribery	0	0	0	0	0
Extortion	1	0	2	0	0
Falsification of Accounts	0	0	0	0	0
Forgery	2	0	0	2	1
Fraud by False Pretences	22	27	18	23	2
Possession of Forged Currency Notes	3	4	12	5	6
Possession of Forged Documents	3	5	4	0	2
Proceeds from Crime	0	0	0	0	1
Stealing by reason of employment	7	4	5	12	9
Stealing by reason of service	4	12	23	14	9
Uttering Forged Currency Notes	1	0	0	0	0
Uttering Forged Documents	1	0	0	0	0
Sub-Total	44	52	64	56	30

Financial Crimes June 2021



	2017	2018	2019	2020	2021
Financial Crimes	30	56	64	52	44

Financial Crimes June 2021 Vs. 2020



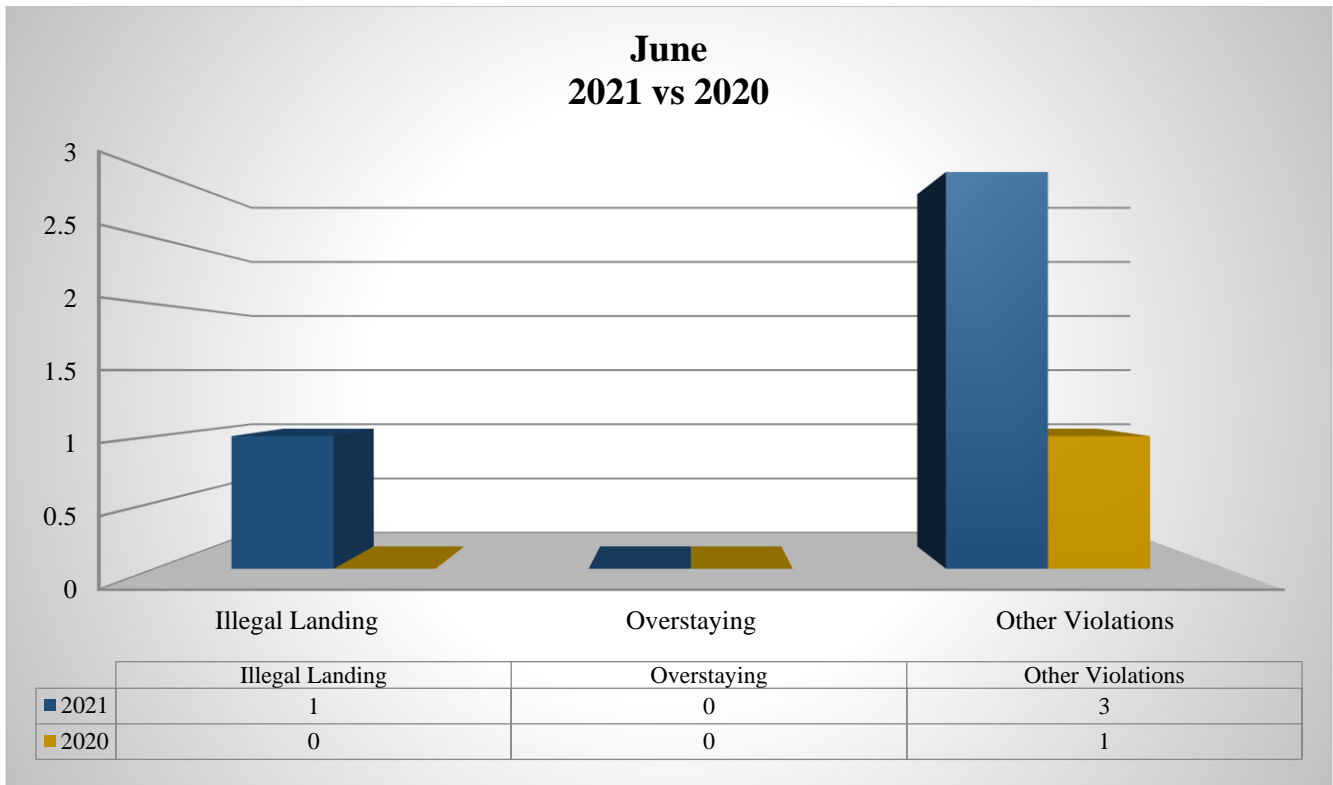
	Fraud by False Pretences	Poss. of Forged Currency Notes	Poss. of Forged Documents	Proceeds from Crime	Stealing by reason of employment	Stealing by reason of service
2020	27	4	5	5	4	12
2021	22	3	3	0	7	4

Immigration Violations

**June
2021 vs 2020**

Category	2021	2020	% Change
Illegal Landing	1	0	100
Overstaying	0	0	0
Other Violation	3	1	200

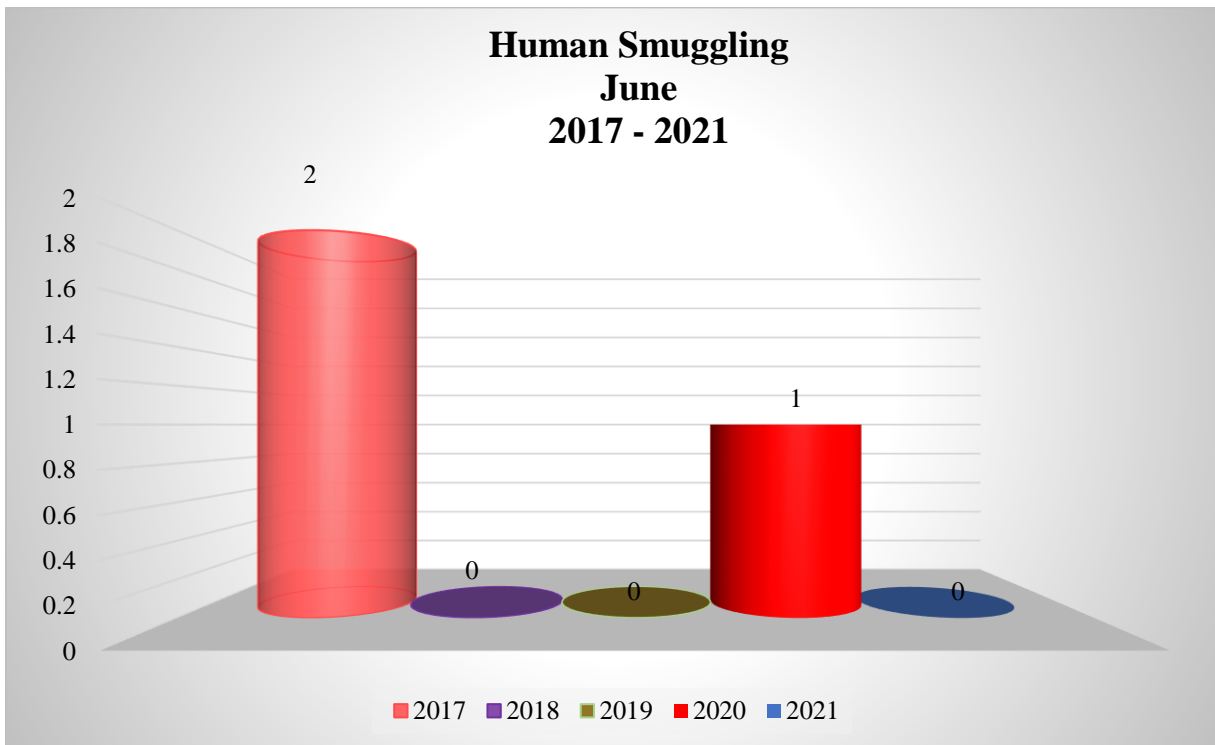
Incident	2021	2020	2019	2018	2017
Illegal Landing	1	0	2	0	0
Overstaying	0	0	1	0	0
Other Violation	3	1	2	2	7



Human Smuggling
June
2021 vs 2020

Category	2021	2020	% Change
Trafficking in Persons	0	1	-100

Incident	2021	2020	2019	2018	2017
Trafficking in Persons	0	1	0	0	2



**Traffic Incidents – All Bahamas
June 2021 vs 2020**

Fixed Penalty Notices – All Bahamas			
Category	2021	2020	% CHANGE
Fixed Penalty Notices	2,194	2,014	9

Road Accident Reports			
Category	2021	2020	% CHANGE
Fatal Accidents	6	2	200
Damage only	501	423	18
Hit & Run	96	93	3
Minor Injuries	136	144	-6
Serious Injuries	10	5	100

Victims of Fatal Accidents			
Category	2021	2020	% CHANGE
Fatal Crash Victims	6	2	200

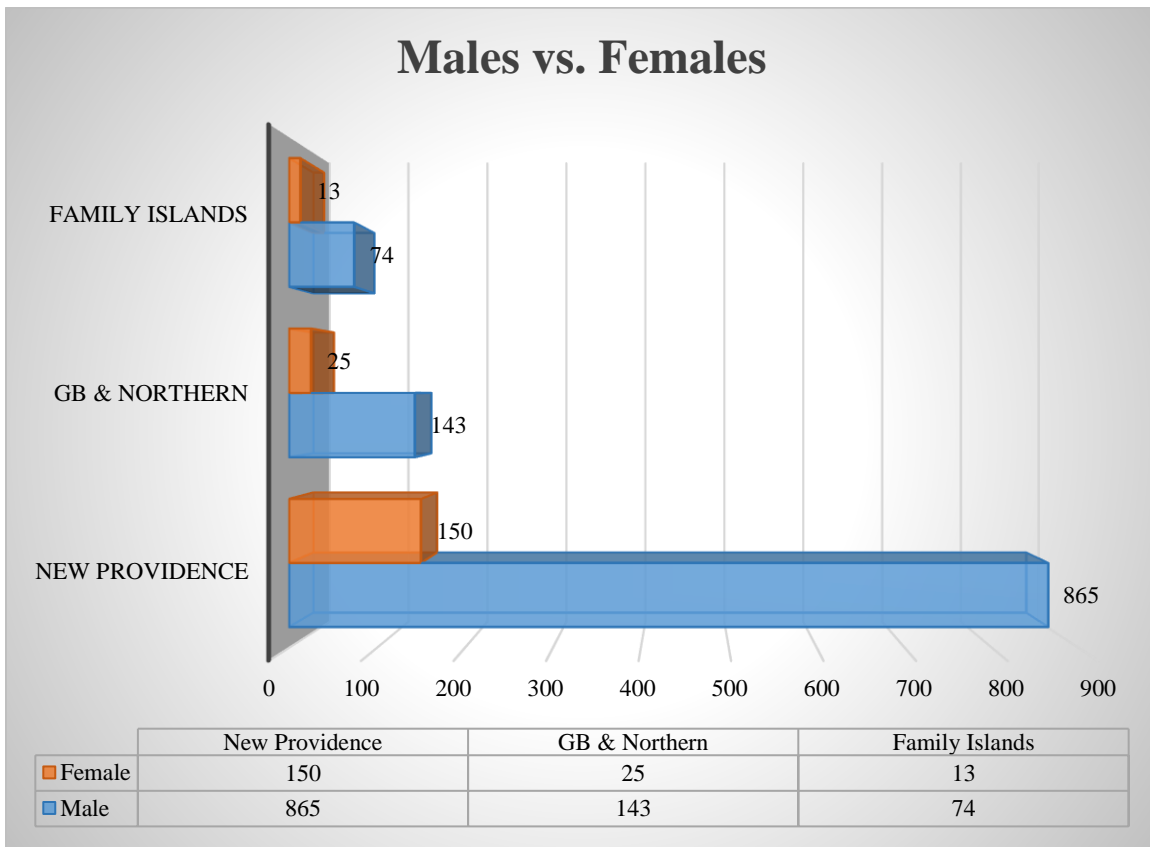
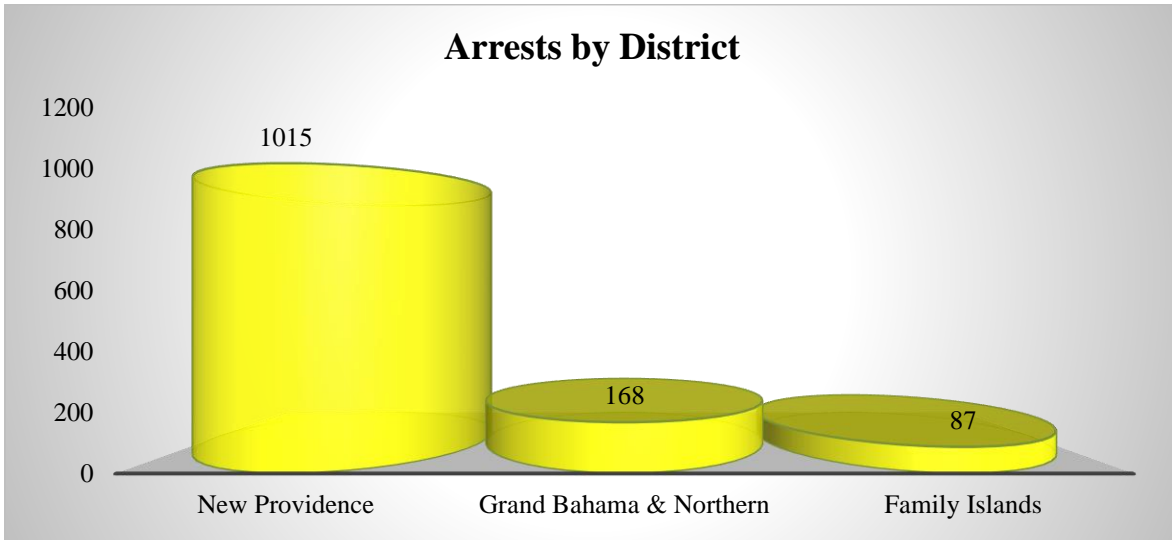
Road Accident Reports by District				
Accident Type	New Providence	Grand Bahama	Family Islands	Total
Fatality	3	1	2	6
Damage only	412	66	23	501
Hit & Run	81	11	4	96
Minor Injuries	101	19	16	136
Serious Injuries	2	2	6	10

**Training
June 2021
Internal, External & International**

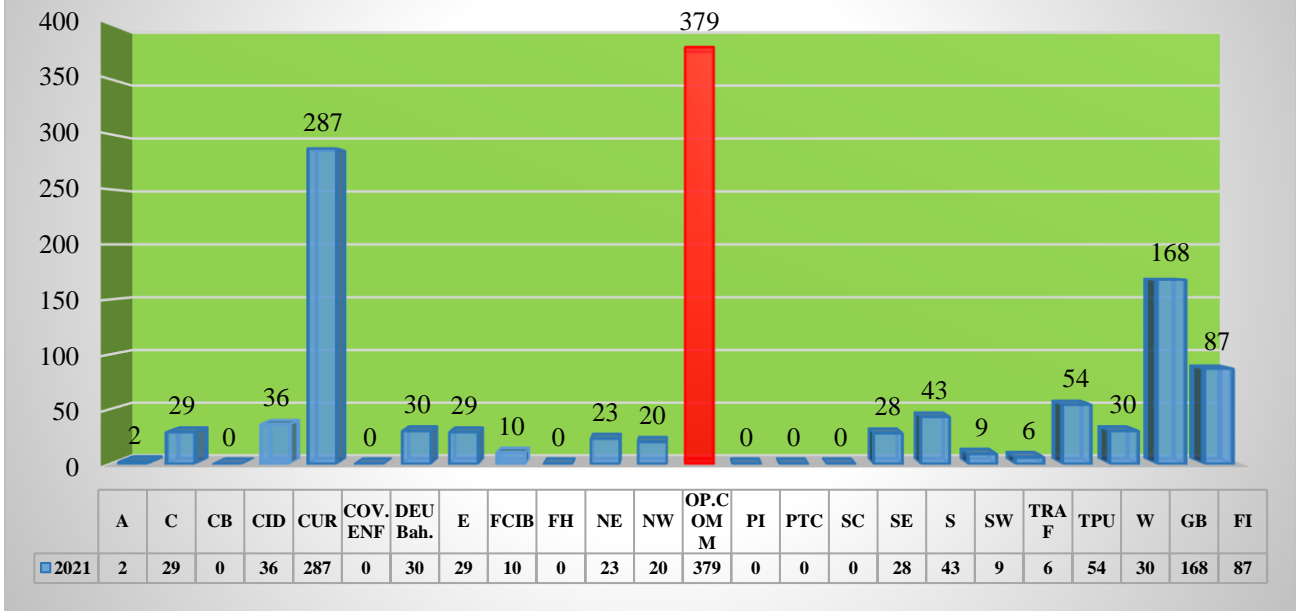
Training Session	# of Participants
Covid-19 Ambassador Orientation	14
Crime Scenes Investigation Course	1
Cyclist Course	1
Firearms Training for the Immigration Department	12
Gaming Board Investigation and Intelligence Course	3
Maritime Training Agency Certification	10
Sergeant's Management Course	60
Total	101

Persons Arrested

For the month of June, the police arrested 1,270 persons for various major and minor offences throughout the Commonwealth of The Bahamas. **New Providence** accounted for 1,015 or 80% of all persons arrested, **Grand Bahama & the Northern Bahamas** accounted for 168 or 13%, and the **Family Islands District** accounted for 87 or 7%. Males accounted for 865 or 68% of arrests, and females accounted for the remaining 405 or 32% of arrests.



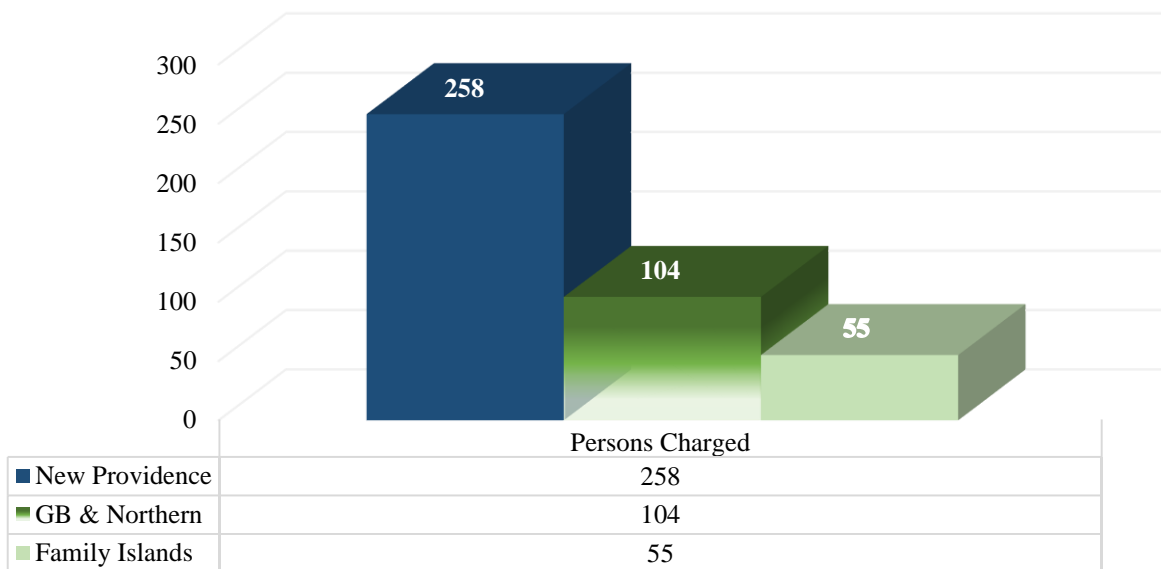
Arrests - Policing Division June 2021



Persons Charged


For the period in review, the police charged 417 persons for various major and minor offences throughout the Commonwealth of The Bahamas. **New Providence** accounted for 258 or 62% of all persons charged, **Grand Bahama & the Northern Bahamas** accounted for 104 or 25%, and the **Family Islands District** accounted for 55 or 13%. Males accounted for 375 or 90% of persons charged, and females accounted for the remaining 42 or 10% of persons charged.

Charged - District

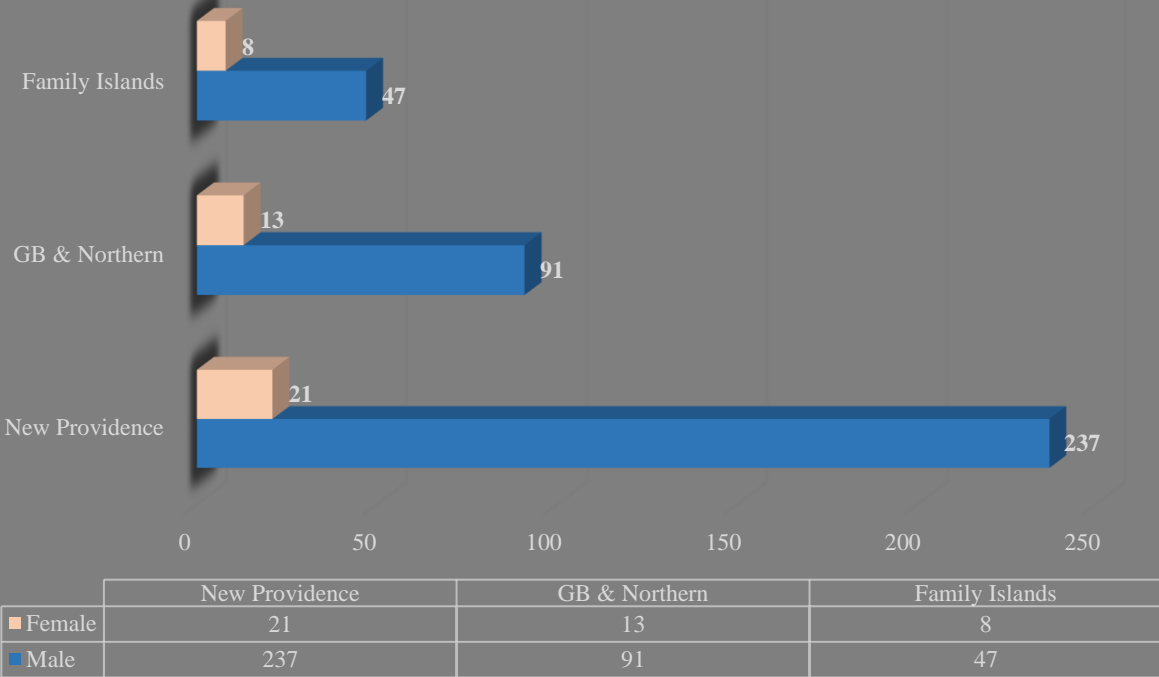


For the month of June, there were 1,270 persons arrested, of which 33% or 417 of suspects were charged before the Court.

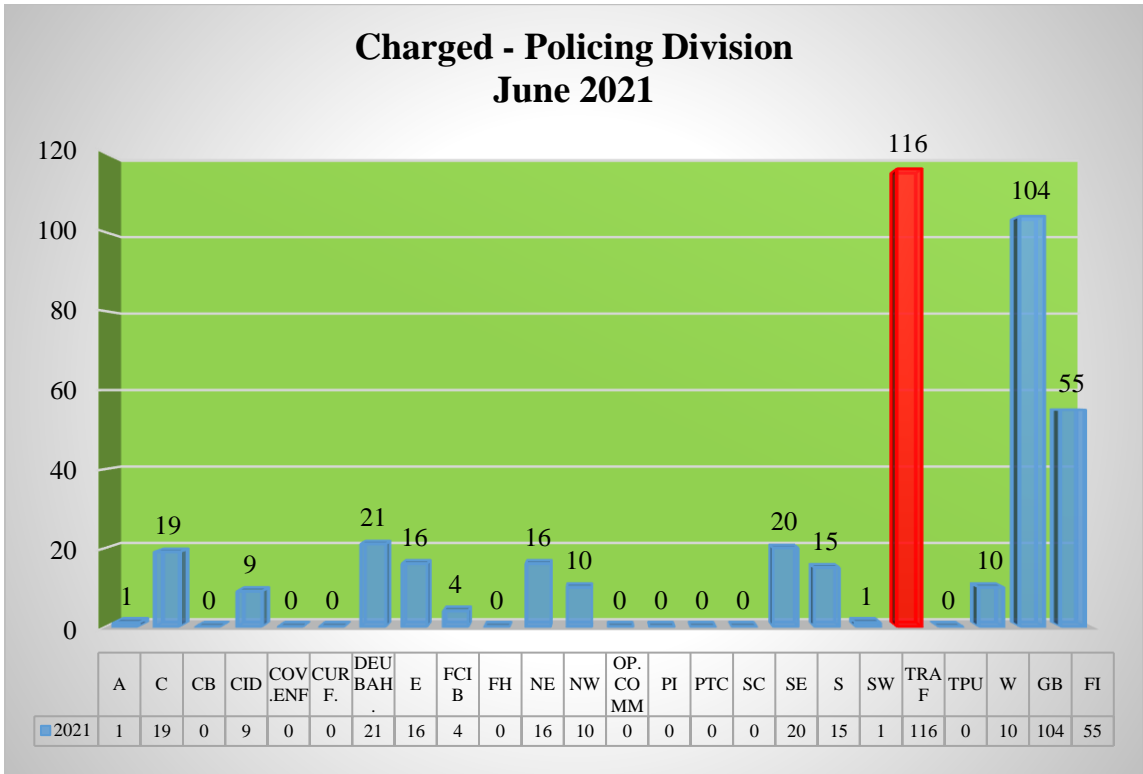
% Persons Charged



Males vs. Females

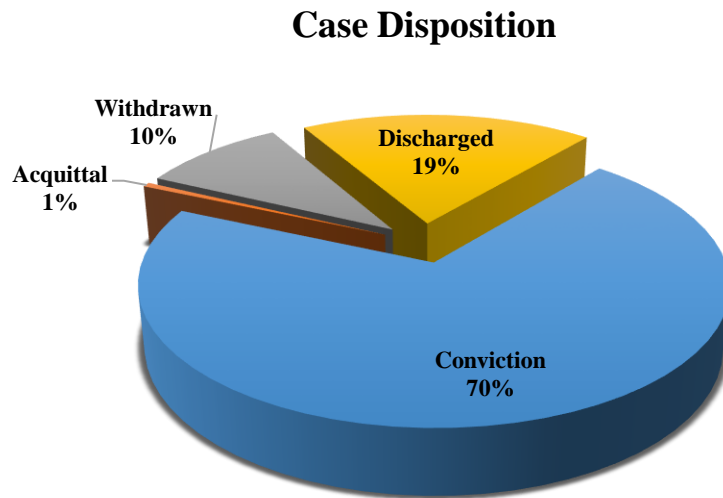


N.B. These are preliminary figures and are subject to change. Research and Policy Branch, RBPF.

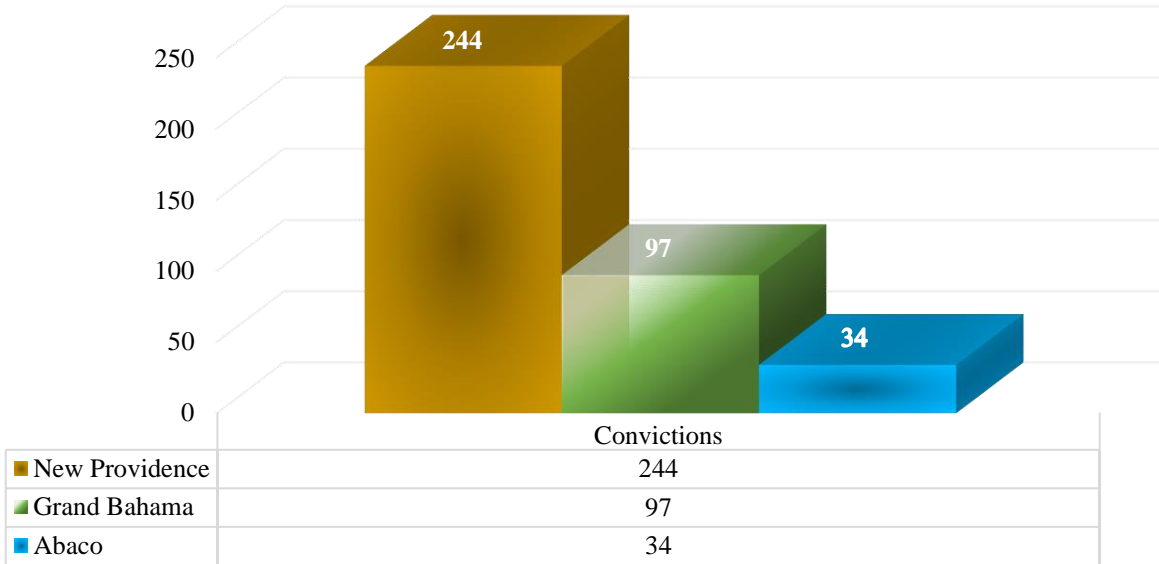


Court Case Disposition

For the period in review, there were 264 convictions in the Magistrates Court and 2 acquittals. 73 matters were discharged and 36 matters were withdrawn by the virtual complainant.



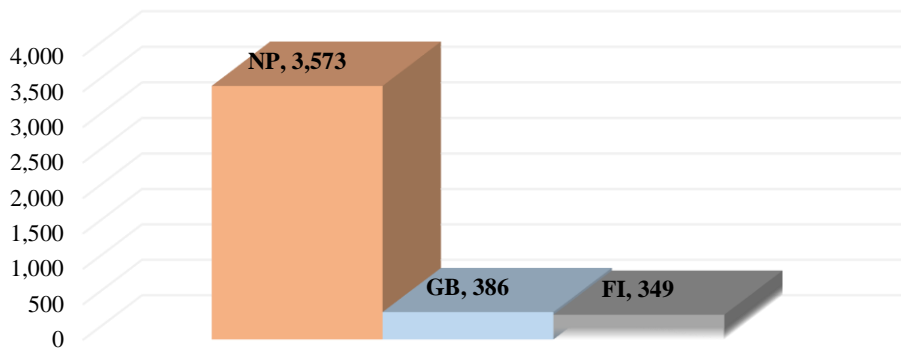
Convictions



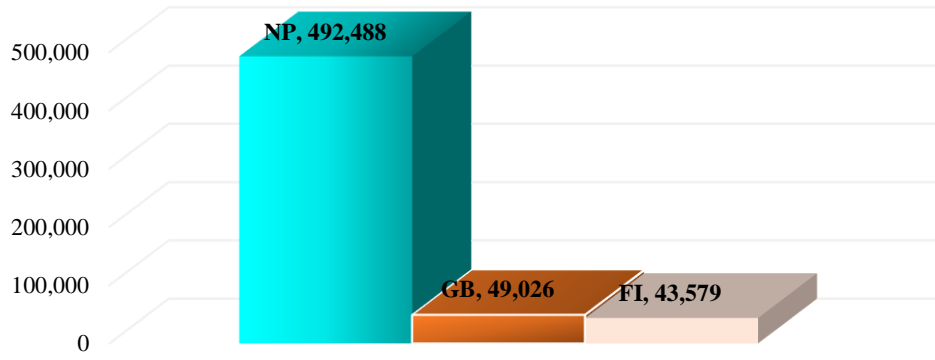
Productivity Loss

For the period in review, the Organization accounted for 4,308 sick days at an estimated loss of \$544,739. Police Officers on industrial leave accounted for 1073 or 25% of the overall sick days. The contracted ranks accounted for \$492,488 or 90% of all productivity losses due to sick reports. The New Providence District accounted for \$452,133.37 or 83% of the overall productivity losses with Grand Bahama District and the Family Islands District accounting for 9% and 8% respectively.

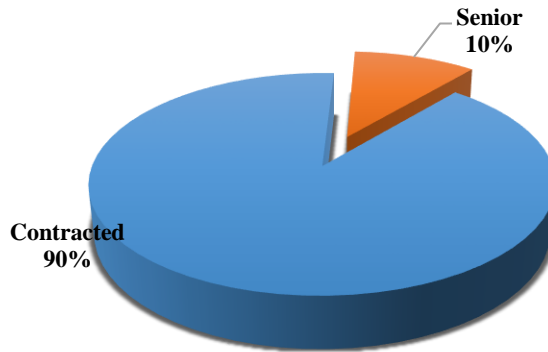
Sick Days - District



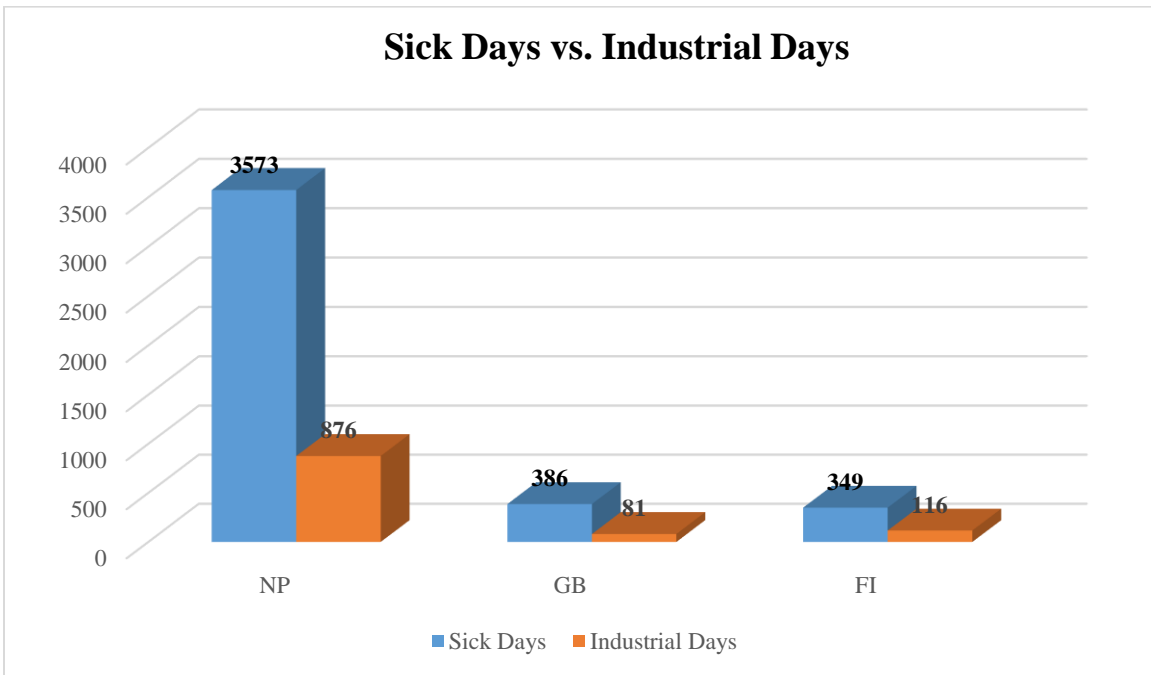
Productivity Loss- District



Productivity Loss by Rank

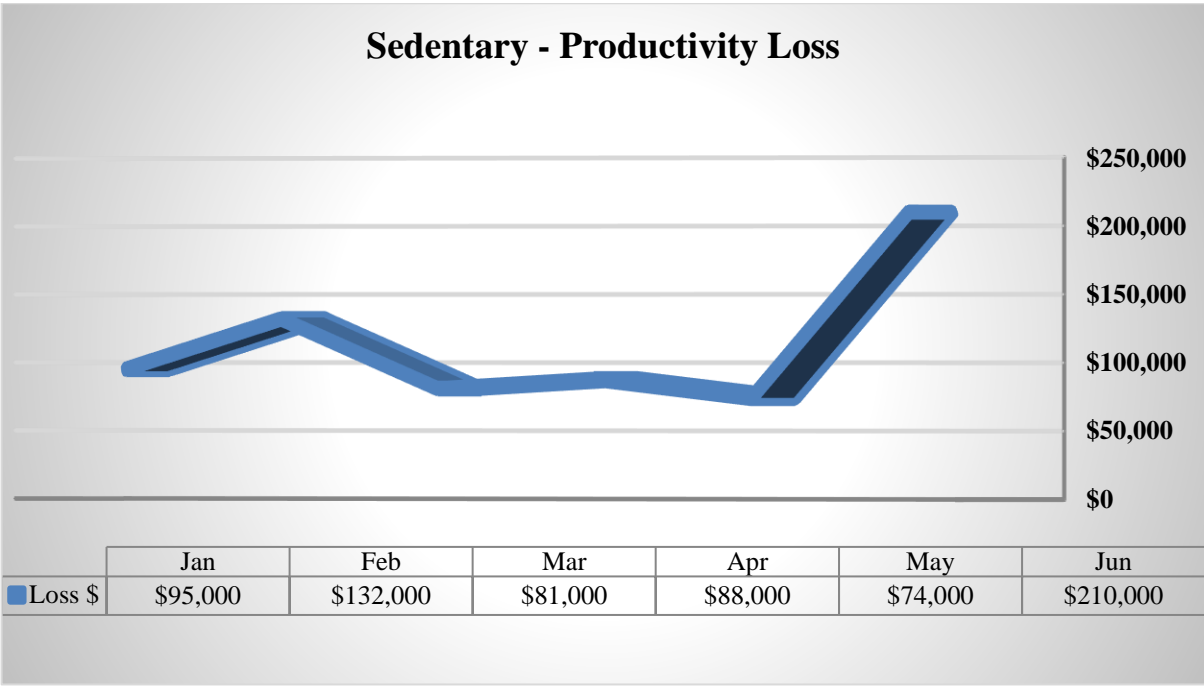
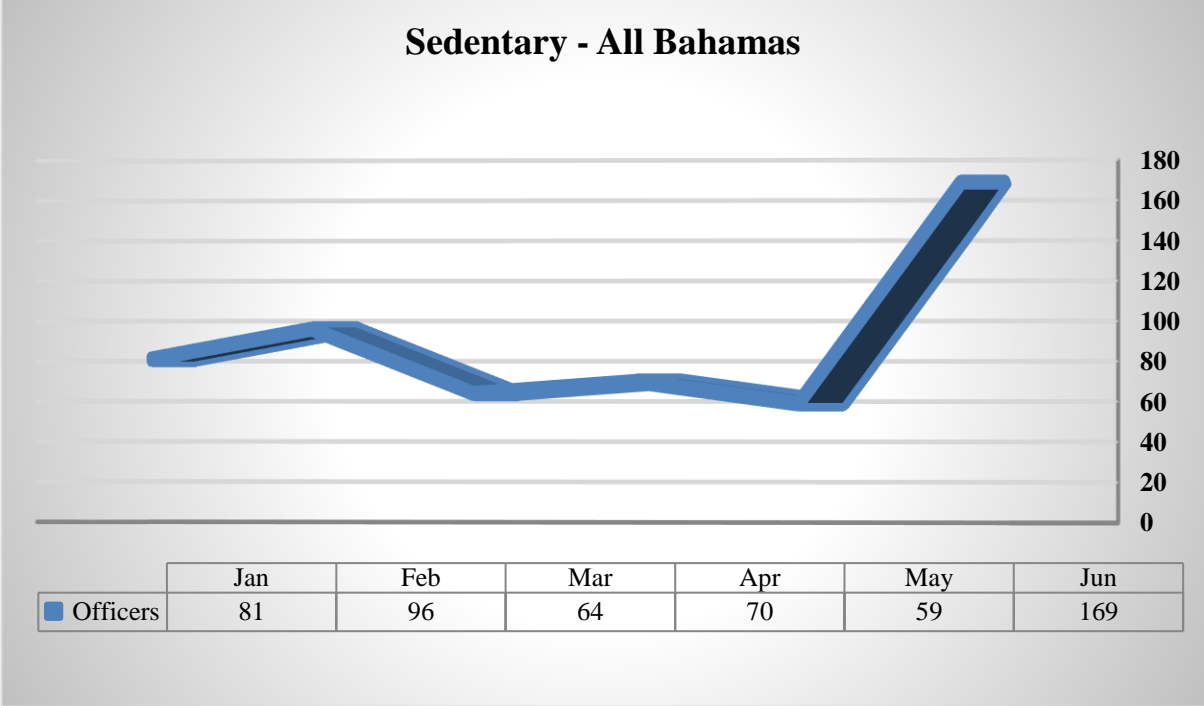


Sick Days vs. Industrial Days



N.B. These are preliminary figures and are subject to change. Research and Policy Branch, RBPF.

For the month of June, 169 officers were on 4hr sedentary duties accounting for an estimated loss of 210k.



N.B. These are preliminary figures and are subject to change. Research and Policy Branch, RBPF.